

Sold By
SchoolLockers.com

877.952.0151

ONE DBL. PRONG CEILING
HOOK & THREE SGL. PRONG
WALL HOOKS EA. OPG.

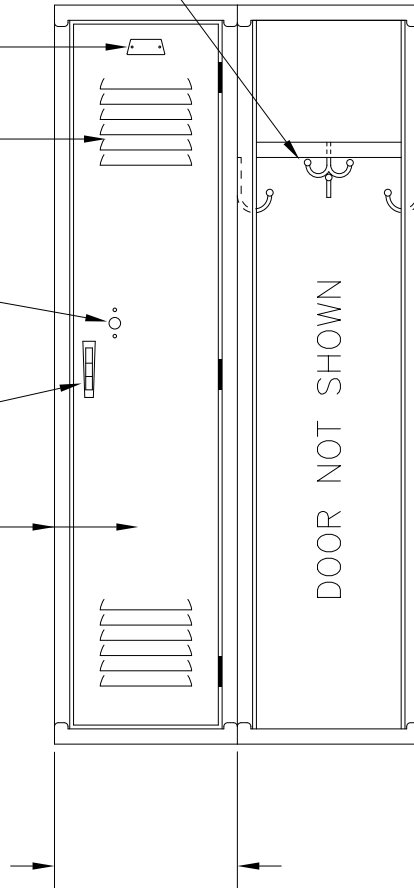
ALUMINUM NO. PLATE

SIX LOUVERS @ TOP
& BOTTOM EA. DOOR

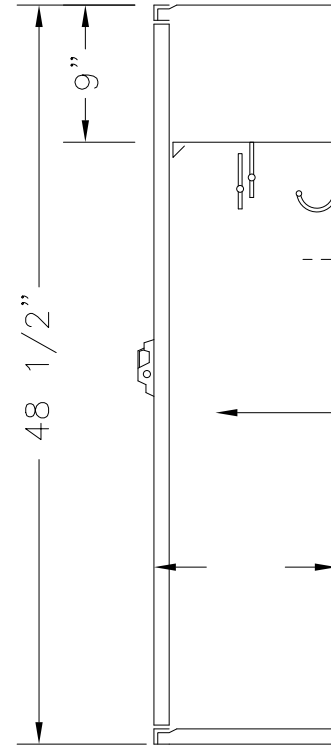
LOCK HOLE COVER PLATE

CHROME PLATED HANDLE
WITH PADLOCK EYE

16GA. DOOR & FRAME



ELEVATION



24GA. BODY &
TIER HEADS

SECTION @ WALL

48 1/2" HIGH SINGLE TIER VANGUARD KNOCKDOWN LOCKER

TYPICAL FOR 9" & 12" WIDE, ALLOW 1/16" CREEPAGE PER FRAME
TYPICAL FOR 12" & 15" DEEP

Sold By
SchoolLockers.com

877.952.0151

ONE DBL. PRONG CEILING
HOOK & FOUR SGL. PRONG
WALL HOOKS EA. OPG.

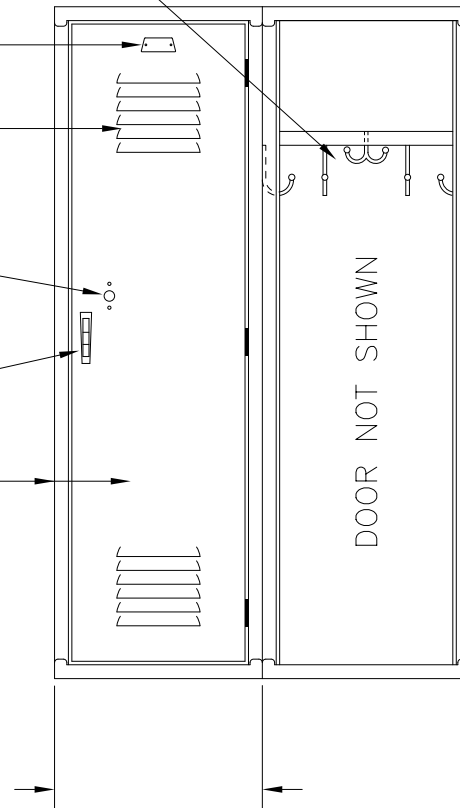
ALUMINUM NO. PLATE

SIX LOUVERS @ TOP
& BOTTOM EA. DOOR

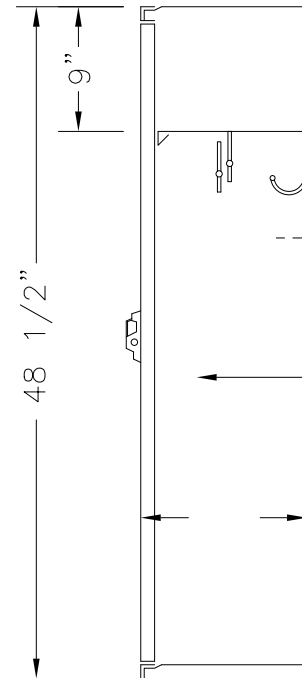
LOCK HOLE COVER PLATE

CHROME PLATED HANDLE
WITH PADLOCK EYE

16GA. DOOR & FRAME
(18" RECEIVES DOOR REINFORCING PAN)



ELEVATION



SECTION @ WALL

48 1/2" HIGH SINGLE TIER VANGUARD KNOCKDOWN LOCKER

TYPICAL FOR 15" & 18" WIDE, ALLOW 1/16" CREEPAGE PER FRAME
TYPICAL FOR 12" & 15" DEEP

This drawing shows a standard Penco Product. Any modifications to the product must be approved by Penco Engineering. 8/6/2001



151248V.dwg

Sold By
SchoolLockers.com

877.952.0151

ONE COAT ROD &
FOUR SGL. PRONG
WALL HOOKS EA. OPG.

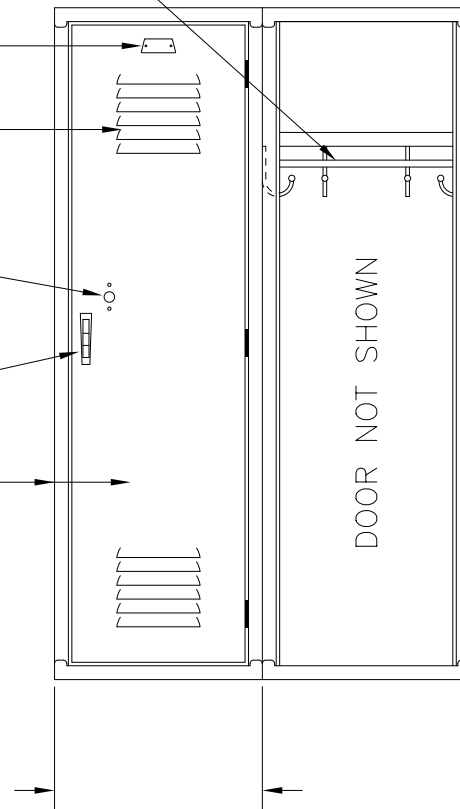
ALUMINUM NO. PLATE

SIX LOUVERS @ TOP
& BOTTOM EA. DOOR

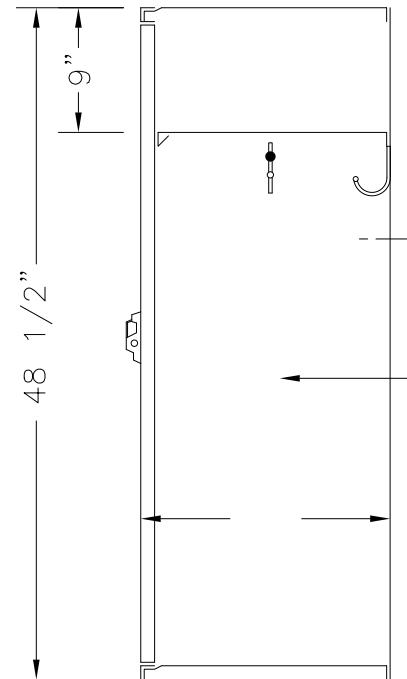
LOCK HOLE COVER PLATE

CHROME PLATED HANDLE
WITH PADLOCK EYE

16GA. DOOR & FRAME
(18" RECEIVES DOOR REINFORCING PAN)



ELEVATION



24GA. BODY &
TIER HEADS

SECTION @ WALL

48 1/2" HIGH SINGLE TIER VANGUARD KNOCKDOWN LOCKER

TYPICAL FOR 15" & 18" WIDE, ALLOW 1/16" CREEPAGE PER FRAME
TYPICAL FOR 18", 21", & 24" DEEP

This drawing shows a standard Penco Product. Any modifications to the product must be approved by Penco Engineering. 8/6/2001



151848V.dwg