

ALUMINUM NO. PLATE

SIX LOUVERS @ TOP
& BOTTOM EA. DOOR

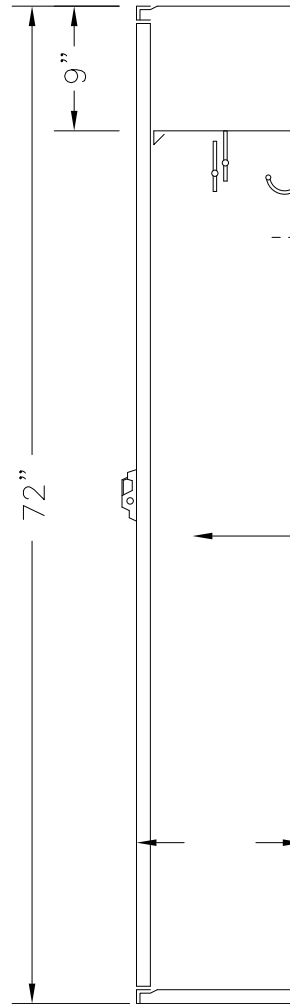
ONE DBL. PRONG CEILING
HOOK & THREE SGL. PRONG
WALL HOOKS EA. OPG.

LOCK HOLE COVER PLATE

CHROME PLATED HANDLE
WITH PADLOCK EYE

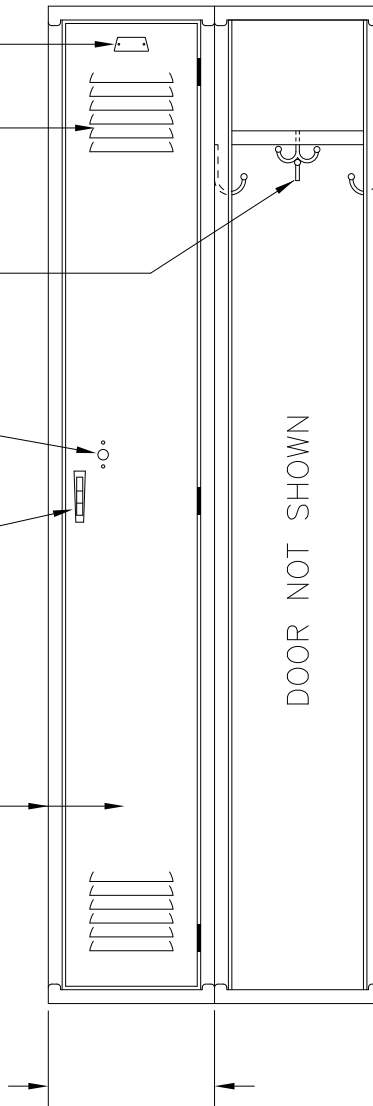
16GA. DOOR & FRAME

DOOR NOT SHOWN



24GA. BODY &
TIER HEADS

Sold By
SchoolLockers.com
877.952.0151



ELEVATION SECTION @ WALL
72" HIGH SINGLE TIER PENCO VANGUARD KNOCKDOWN LOCKER
TYPICAL FOR 9" & 12" WIDE, ALLOW 1/16" CREEPAGE PER FRAME
TYPICAL FOR 12" & 15" DEEP



121272V.dwg

This drawing shows a standard Penco Product. Any modifications to the product must be approved by Penco Engineering. 8/6/2001

ALUMINUM NO. PLATE

SIX LOUVERS @ TOP & BOTTOM EA. DOOR

ONE DBL. PRONG CEILING HOOK & FOUR SGL. PRONG WALL HOOKS EA. OPG.

LOCK HOLE COVER PLATE

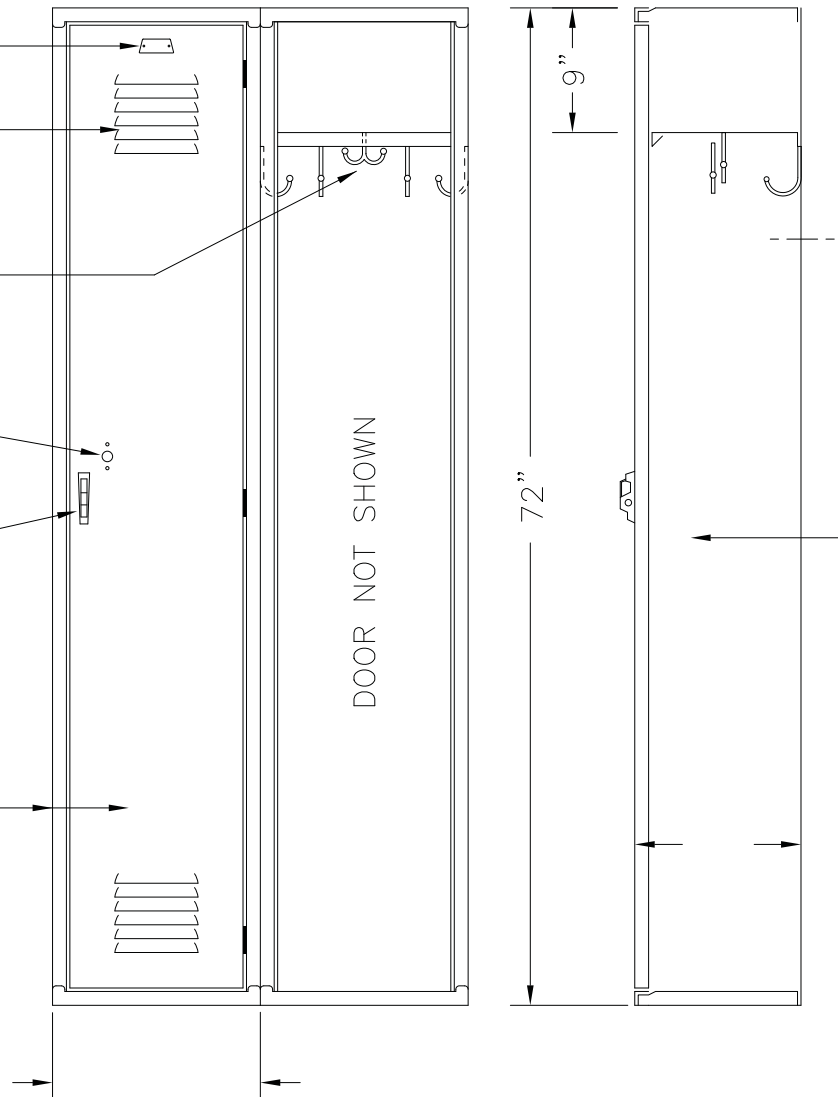
CHROME PLATED HANDLE WITH PADLOCK EYE

16GA. DOOR & FRAME
18" RECEIVES DOOR REINFORCING PAN

DOOR NOT SHOWN

24GA. BODY & TIER HEADS

Sold By
SchoolLockers.com
877.952.0151



ELEVATION

SECTION @ WALL

72" HIGH SINGLE TIER VANGUARD KNOCKDOWN LOCKER

TYPICAL FOR 15" & 18" WIDE, ALLOW 1/16" CREEPAGE PER FRAME

TYPICAL FOR 12" & 15" DEEP

This drawing shows a standard Penco Product. Any modifications to the product must be approved by Penco Engineering. 8/6/2001



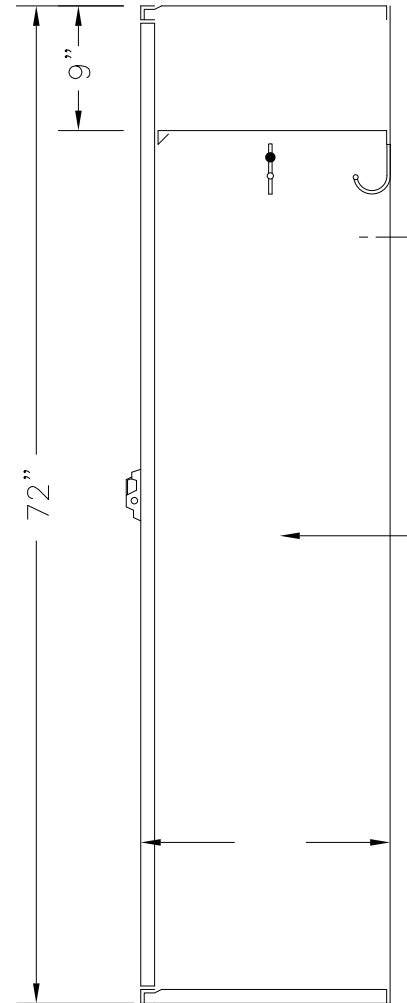
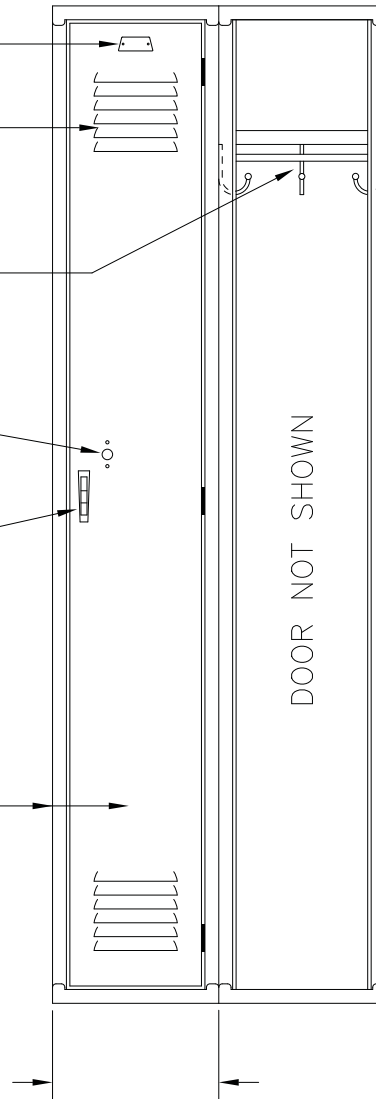
151272V.dwg

ALUMINUM NO. PLATE
 SIX LOUVERS @ TOP
 & BOTTOM EA. DOOR

ONE COAT ROD &
 THREE SGL. PRONG
 WALL HOOKS EA. OPG.

LOCK HOLE COVER PLATE
 CHROME PLATED HANDLE
 WITH PADLOCK EYE

16GA. DOOR & FRAME



24GA. BODY &
 TIER HEADS

Sold By
SchoolLockers.com
 877.952.0151

ELEVATION SECTION @ WALL
 72" HIGH SINGLE TIER VANGUARD KNOCKDOWN LOCKER
 TYPICAL FOR 9" & 12" WIDE, ALLOW 1/16" CREEPAGE PER FRAME
 TYPICAL FOR 18", 21", & 24" DEEP

This drawing shows a standard Penco Product. Any modifications to the product must be approved by Penco Engineering. 8/6/2001



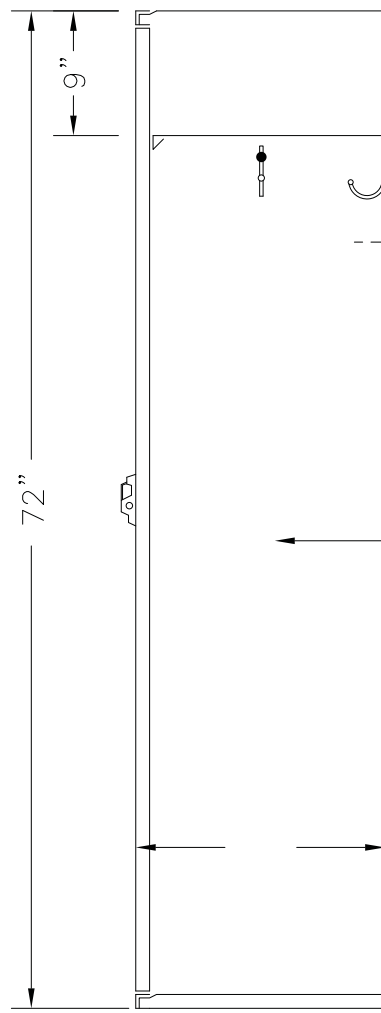
ALUMINUM NO. PLATE
 SIX LOUVERS @ TOP
 & BOTTOM EA. DOOR

ONE COAT ROD &
 FOUR SGL. PRONG
 WALL HOOKS EA. OPG.

LOCK HOLE COVER PLATE
 CHROME PLATED HANDLE
 WITH PADLOCK EYE

16GA. DOOR & FRAME
 18" RECEIVES DOOR REINFORCING PAN

DOOR NOT SHOWN



24GA. BODY &
 TIER HEADS

Sold By
SchoolLockers.com
877.952.0151

ELEVATION SECTION @ WALL
 72" HIGH SINGLE TIER VANGUARD KNOCKDOWN LOCKER
 TYPICAL FOR 15" & 18" WIDE, ALLOW 1/16" CREEPAGE PER FRAME
 TYPICAL FOR 18", 21" & 24" DEEP

This drawing shows a standard Penco Product. Any modifications to the product must be approved by Penco Engineering. 8/6/2001

ALUMINUM NO. PLATE

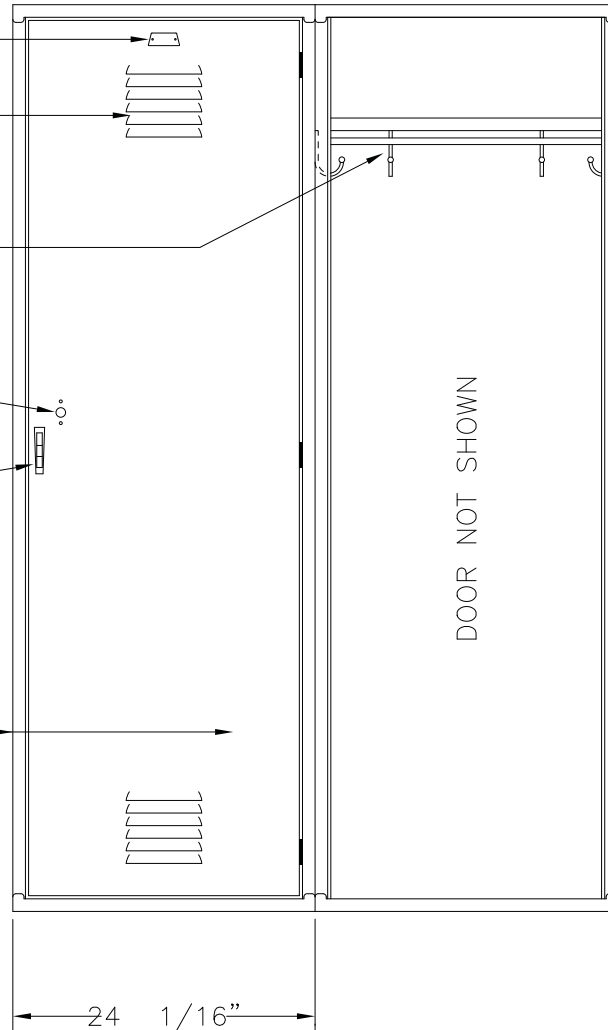
SIX LOUVERS @ TOP
& BOTTOM EA. DOOR

ONE COAT ROD & FOUR
SGL. PRONG WALL HOOKS
EA. OPG.

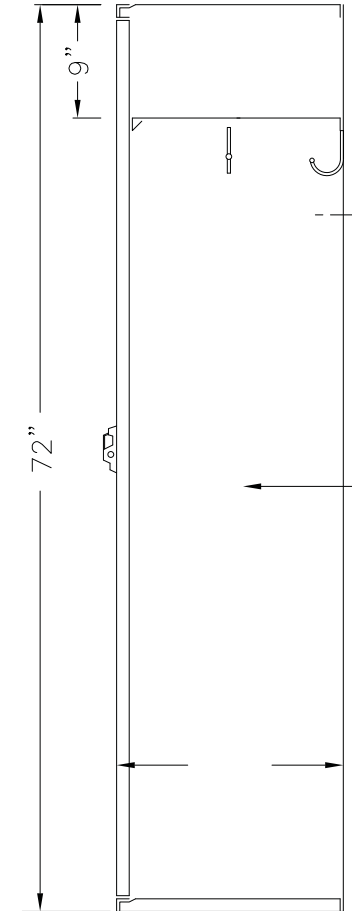
LOCK HOLE COVER PLATE

CHROME PLATED HANDLE
WITH PADLOCK EYE

16GA. DOOR & FRAME
DOOR RECEIVES REINFORCING PAN



ELEVATION



SECTION @ WALL

Sold By

SchoolLockers.com

877.952.0151

72" HIGH SINGLE TIER SINGLE DOOR VANGUARD KNOCKDOWN LOCKER

This drawing shows a standard Penco Product. Any modifications to the product must be approved by Penco Engineering. 8/6/2001

24" WIDE, ALLOW 1/16" CREEPAGE PER FRAME
TYPICAL FOR 18", 21", & 24" DEEP



241872VSD.dwg

ALUMINUM NO. PLATE

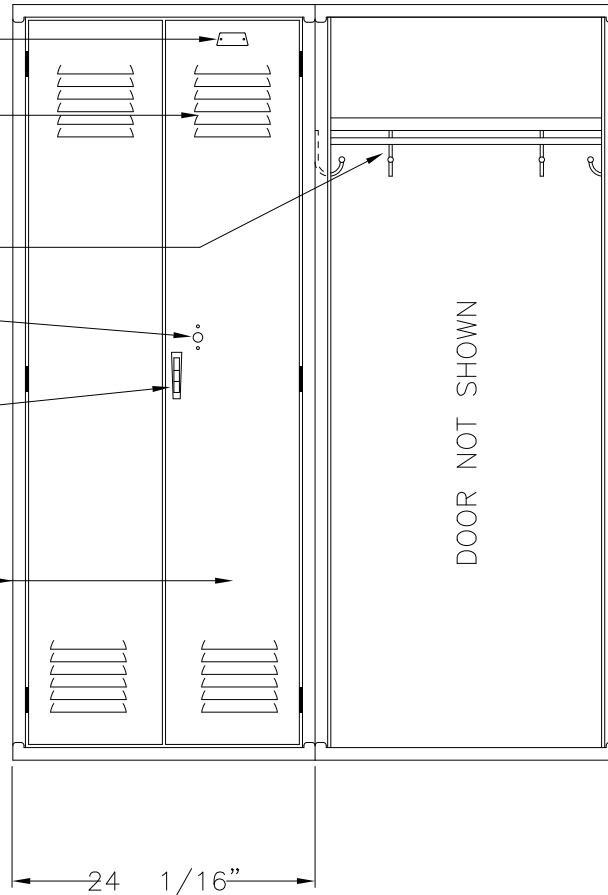
SIX LOUVERS @ TOP
& BOTTOM EA. DOOR

ONE COAT ROD & FOUR
SGL. PRONG WALL HOOKS
EA. OPG.

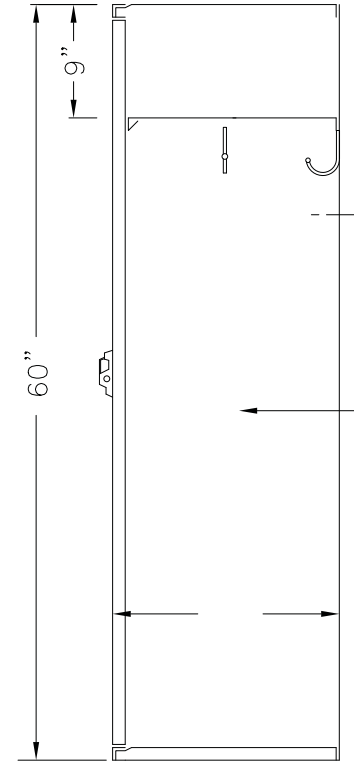
LOCK HOLE COVER PLATE

CHROME PLATED HANDLE
WITH PADLOCK EYE

16GA. DOORS & FRAME



ELEVATION



24GA. BODY &
TIER HEADS

SECTION @ WALL

Sold By

SchoolLockers.com

877.952.0151

60" HIGH SINGLE TIER DOUBLE DOOR VANGUARD KNOCKDOWN LOCKER

This drawing shows a standard Penco Product. Any modifications to the product must be approved by Penco Engineering. 8/6/2001

24" WIDE, ALLOW 1/16" CREEPAGE PER FRAME
TYPICAL FOR 18", 21", & 24" DEEP



241860VDD.dwg