

# 72" HIGH SINGLE TIER INVINCIBLE II DEFIANT II LOCKER

Sold By

**SchoolLockers.com**

877.952.0151

TYPICAL FOR 12" WIDE  
TYPICAL FOR 12" & 15" DEEP

ALUMINUM NUMBER PLATE  
(FIELD INSTALL)

ONE DOUBLE PRONG CEILING  
HOOK & THREE SINGLE PRONG  
WALL HOOKS EACH OPENING  
(FIELD INSTALL)

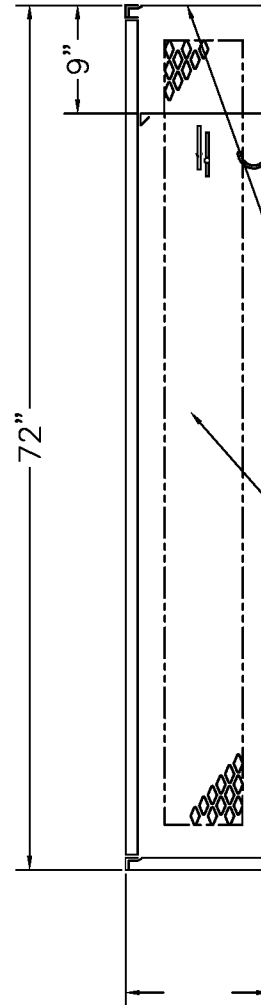
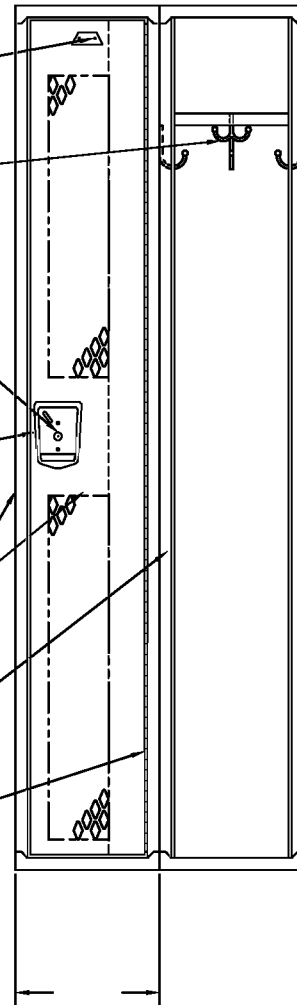
LOCK HOLE COVER PLATE

STAINLESS STEEL DEFIANT  
HANDLE W/ PADLOCK HASP

16GA. FRAME ASSEMBLY &  
14GA. DIAMOND PERF. DOOR W/  
REINFORCMENT PAN

18GA. SOLID BACK

CONTINUOUS HINGE



ANCHOR LOCKERS TIGHT  
TO WALL @ 36" O.C.  
(ANCHORS BY OTHERS)

16GA. TOP, BOTTOM &  
SHELF/TIER HEAD

16GA. DIAMOND PERF. DIVISION  
SOLID @ ROW ENDS

ALLOW 1/16" CREEPAGE PER FRAME

# 72" HIGH SINGLE TIER INVINCIBLE II DEFIANT II LOCKER

Sold By

**SchoolLockers.com**

877.952.0151

TYPICAL FOR 12" WIDE  
TYPICAL FOR 18" & 21" DEEP

ALUMINUM NUMBER PLATE  
(FIELD INSTALL)

ONE DOUBLE PRONG CEILING  
HOOK & THREE SINGLE PRONG  
WALL HOOKS EACH OPENING  
(FIELD INSTALL)

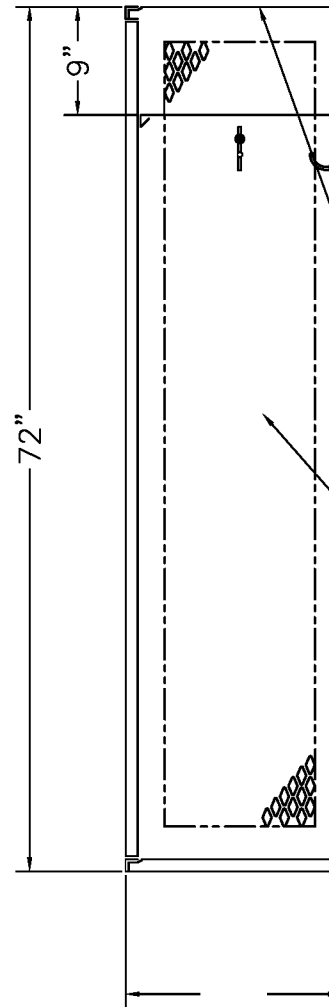
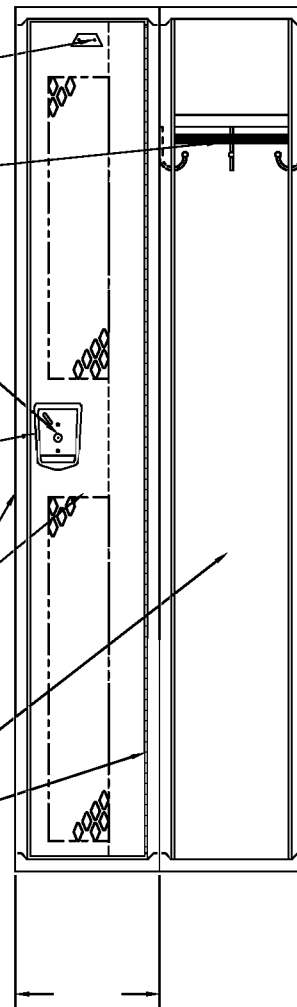
LOCK HOLE COVER PLATE

STAINLESS STEEL DEFIANT  
HANDLE W/ PADLOCK HASP

16GA. FRAME ASSEMBLY &  
14GA. DIAMOND PERF. DOOR W/  
REINFORCMENT PAN

18GA. SOLID BACK

CONTINUOUS HINGE



ANCHOR LOCKERS TIGHT  
TO WALL @ 36" O.C.  
(ANCHORS BY OTHERS)

16GA. TOP, BOTTOM &  
SHELF/TIER HEAD

16GA. DIAMOND PERF. DIVISION  
SOLID @ ROW ENDS

ALLOW 1/16" CREEPAGE PER FRAME

# 72" HIGH SINGLE TIER INVINCIBLE II DEFIANT II LOCKER

TYPICAL FOR 15" & 18" WIDE  
TYPICAL FOR 18", 21" & 24" DEEP

Sold By

**SchoolLockers.com**

877.952.0151

ALUMINUM NUMBER PLATE  
(FIELD INSTALL)

ONE COAT ROD AND  
FOUR SINGLE PRONG  
WALL HOOKS EACH OPENING  
(FIELD INSTALL)

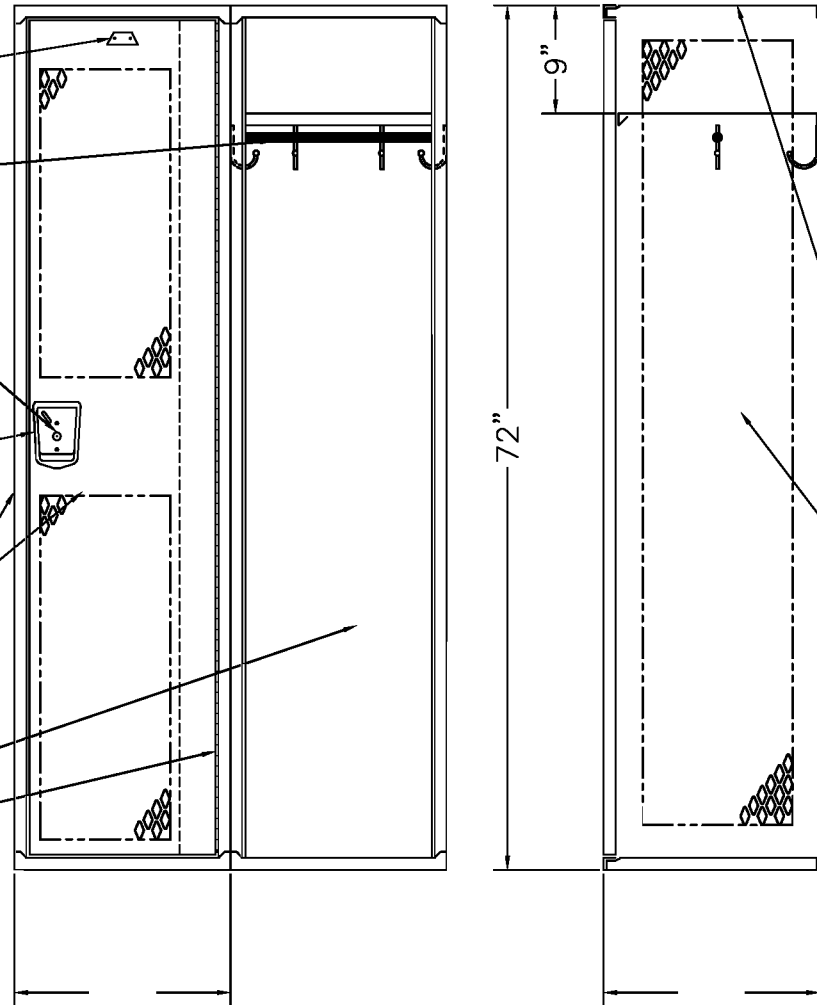
LOCK HOLE COVER PLATE

STAINLESS STEEL DEFIANT  
HANDLE W/ PADLOCK HASP

16GA. FRAME ASSEMBLY &  
14GA. DIAMOND PERF. DOOR W/  
REINFORCMENT PAN

18GA. SOLID BACK

CONTINUOUS HINGE



ANCHOR LOCKERS TIGHT  
TO WALL @ 36" O.C.  
(ANCHORS BY OTHERS)

16GA. TOP, BOTTOM &  
SHELF/TIER HEAD

16GA. DIAMOND PERF. DIVISION  
SOLID @ ROW ENDS

ALLOW 1/16" CREEPAGE PER FRAME

# 72" HIGH SINGLE TIER INVINCIBLE II DEFIANT II LOCKER

Sold By

**SchoolLockers.com**

877.952.0151

TYPICAL FOR 15" & 18" WIDE

TYPICAL FOR 12" & 15" DEEP

ALUMINUM NUMBER PLATE  
(FIELD INSTALL)

ONE DOUBLE PRONG CEILING  
HOOK & FOUR SINGLE PRONG  
WALL HOOKS EACH OPENING  
(FIELD INSTALL)

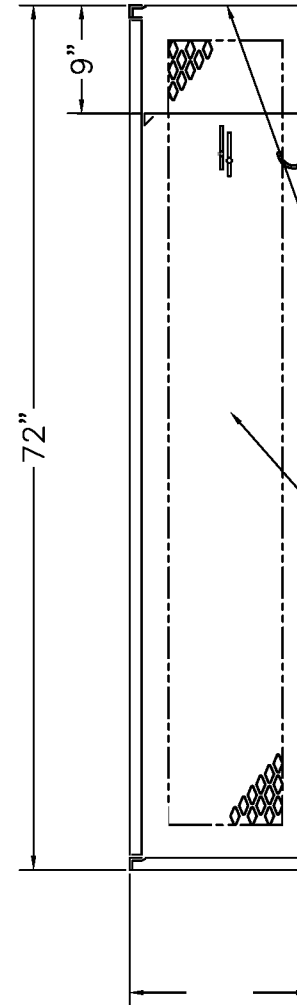
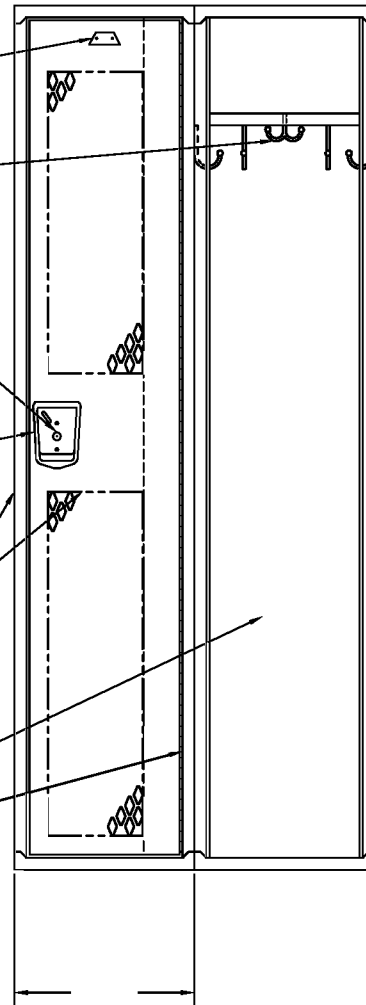
LOCK HOLE COVER PLATE

STAINLESS STEEL DEFIANT  
HANDLE W/ PADLOCK HASP

16GA. FRAME ASSEMBLY &  
14GA. DIAMOND PERF. DOOR W/  
REINFORCMENT PAN

18GA. SOLID BACK

CONTINUOUS HINGE



ANCHOR LOCKERS TIGHT  
TO WALL @ 36" O.C.  
(ANCHORS BY OTHERS)

16GA. TOP, BOTTOM &  
SHELF/TIER HEAD

16GA. DIAMOND PERF. DIVISION  
SOLID @ ROW ENDS

ALLOW 1/16" CREEPAGE PER FRAME

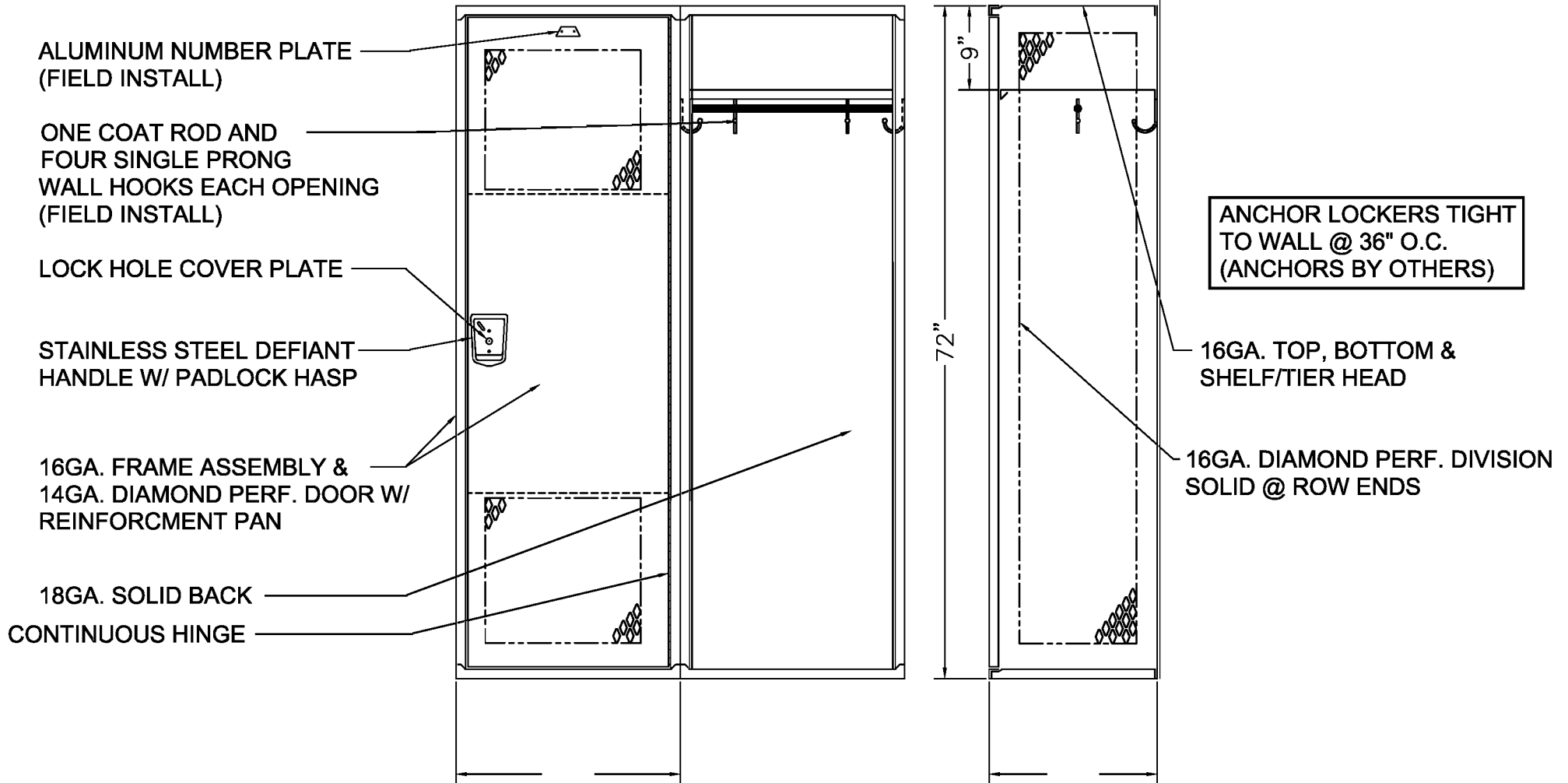
# 72" HIGH SINGLE TIER INVINCIBLE II DEFIANT II LOCKER

TYPICAL FOR >18" WIDE  
TYPICAL FOR 18", 21" & 24" DEEP

Sold By

**SchoolLockers.com**

877.952.0151



ALLOW 1/16" CREEPAGE PER FRAME

# 60" HIGH SINGLE TIER INVINCIBLE II DEFIANT II LOCKER

TYPICAL FOR 12" WIDE  
TYPICAL FOR 12" & 15" DEEP

Sold By

**SchoolLockers.com**

877.952.0151

ALUMINUM NUMBER PLATE  
(FIELD INSTALL)

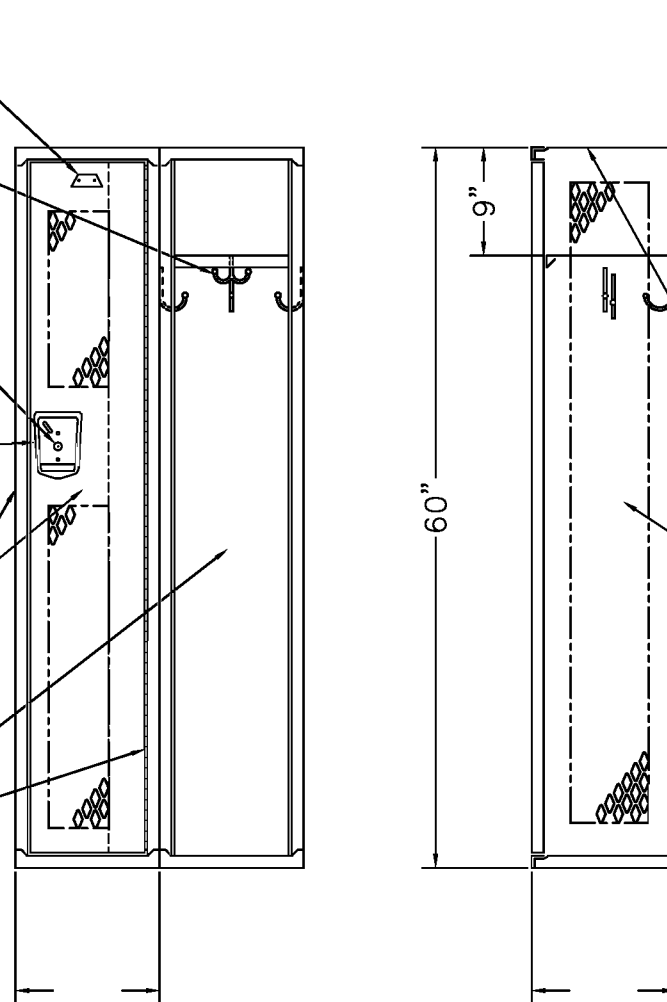
ONE DOUBLE PRONG CEILING  
HOOK & THREE SINGLE PRONG  
WALL HOOKS EACH OPENING  
(FIELD INSTALL)

LOCK HOLE COVER PLATE

STAINLESS STEEL DEFIANT  
HANDLE W/ PADLOCK HASP

16GA. FRAME ASSEMBLY &  
14GA. DIAMOND PERF. DOOR W/  
REINFORCMENT PAN

18GA. SOLID BACK  
CONTINUOUS HINGE



ANCHOR LOCKERS TIGHT  
TO WALL @ 36" O.C.  
(ANCHORS BY OTHERS)

16GA. TOP, BOTTOM &  
SHELF/TIER HEAD

16GA. DIAMOND PERF. DIVISION  
SOLID @ ROW ENDS

ALLOW 1/16" CREEPAGE PER FRAME

# 60" HIGH SINGLE TIER INVINCIBLE II DEFIANT II LOCKER

TYPICAL FOR 15" & 18" WIDE  
TYPICAL FOR 18", 21" & 24" DEEP

Sold By

**SchoolLockers.com**

877.952.0151

ALUMINUM NUMBER PLATE  
(FIELD INSTALL)

ONE COAT ROD AND  
FOUR SINGLE PRONG  
WALL HOOKS EACH OPENING  
(FIELD INSTALL)

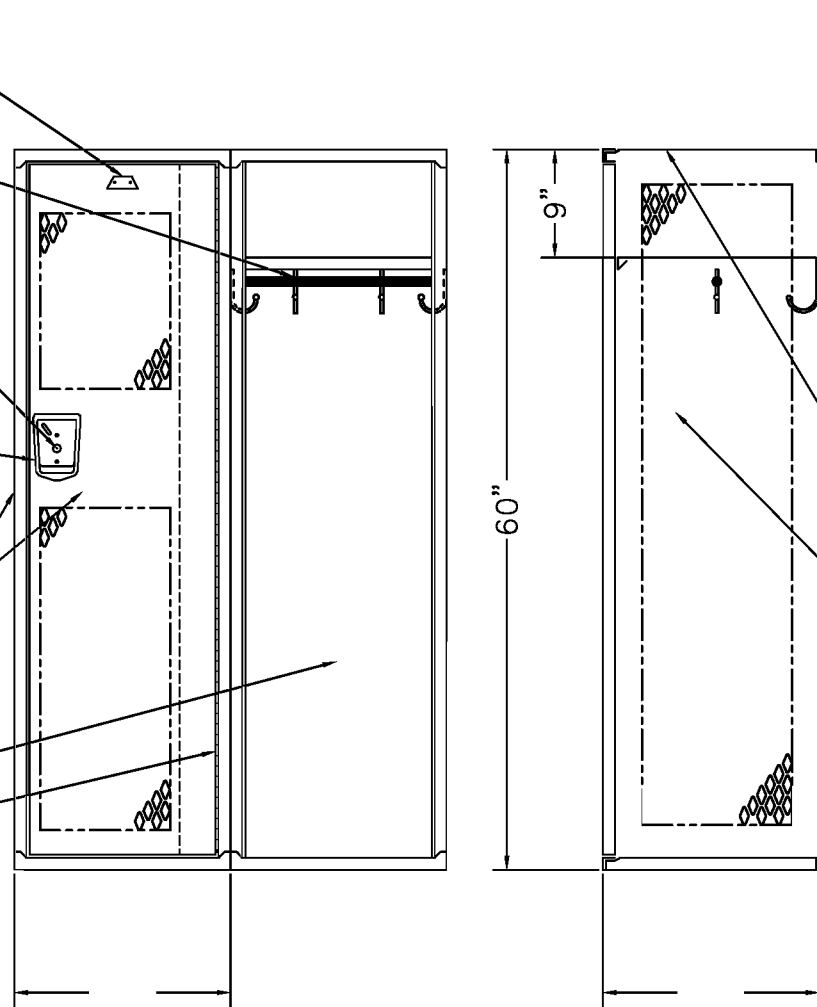
LOCK HOLE COVER PLATE

STAINLESS STEEL DEFIANT  
HANDLE W/ PADLOCK HASP

16GA. FRAME ASSEMBLY &  
14GA. DIAMOND PERF. DOOR W/  
REINFORCMENT PAN

18GA. SOLID BACK

CONTINUOUS HINGE



ANCHOR LOCKERS TIGHT  
TO WALL @ 36" O.C.  
(ANCHORS BY OTHERS)

16GA. TOP, BOTTOM &  
SHELF/TIER HEAD

16GA. DIAMOND PERF. DIVISION  
SOLID @ ROW ENDS

ALLOW 1/16" CREEPAGE PER FRAME

# 60" HIGH SINGLE TIER INVINCIBLE II DEFIANT II LOCKER

Sold By

**SchoolLockers.com**

877.952.0151

TYPICAL FOR 15" & 18" WIDE

TYPICAL FOR 12" & 15" DEEP

ALUMINUM NUMBER PLATE  
(FIELD INSTALL)

ONE DOUBLE PRONG CEILING  
HOOK & FOUR SINGLE PRONG  
WALL HOOKS EACH OPENING  
(FIELD INSTALL)

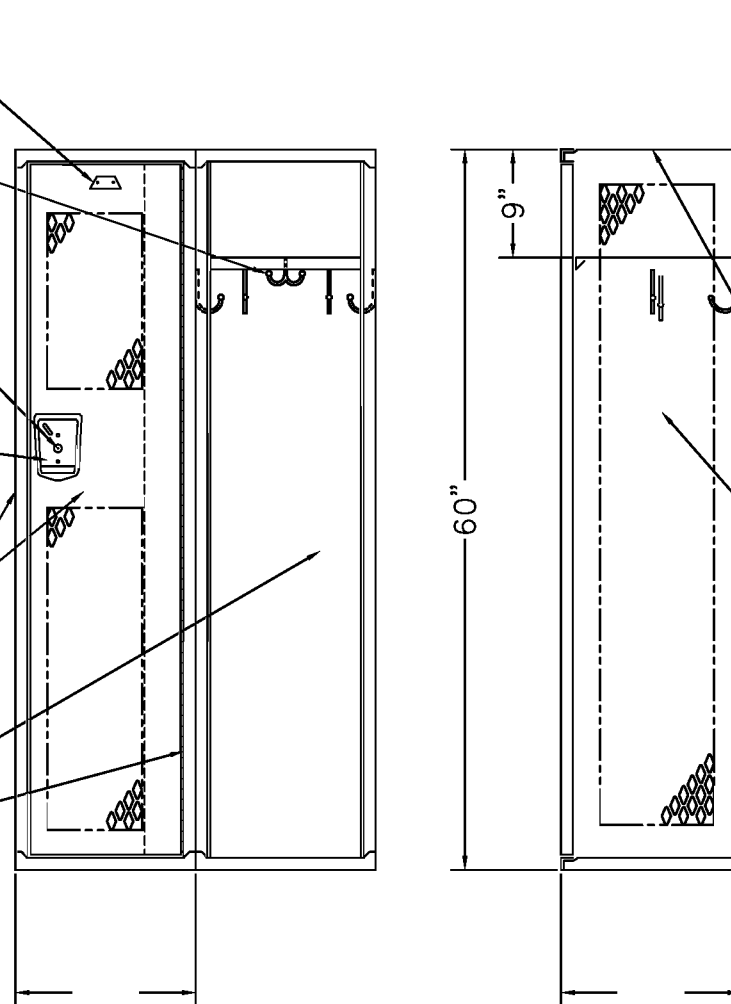
LOCK HOLE COVER PLATE

STAINLESS STEEL DEFIANT  
HANDLE W/ PADLOCK HASP

16GA. FRAME ASSEMBLY &  
14GA. DIAMOND PERF. DOOR W/  
REINFORCMENT PAN

18GA. SOLID BACK

CONTINUOUS HINGE



ANCHOR LOCKERS TIGHT  
TO WALL @ 36" O.C.  
(ANCHORS BY OTHERS)

16GA. TOP, BOTTOM &  
SHELF/TIER HEAD

16GA. DIAMOND PERF. DIVISION  
SOLID @ ROW ENDS

ALLOW 1/16" CREEPAGE PER FRAME



# 60" HIGH SINGLE TIER INVINCIBLE II DEFIANT II LOCKER

TYPICAL FOR 12" WIDE  
TYPICAL FOR 18" & 21" DEEP

Sold By

**SchoolLockers.com**

877.952.0151

ALUMINUM NUMBER PLATE  
(FIELD INSTALL)

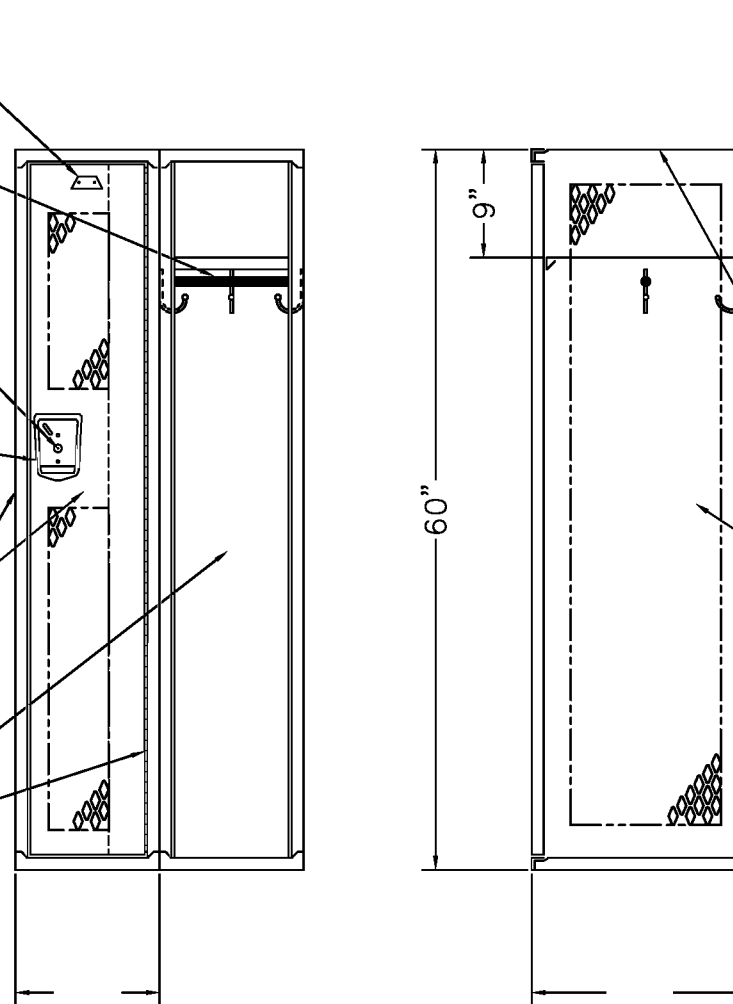
ONE COAT ROD AND  
THREE SINGLE PRONG  
WALL HOOKS EACH OPENING  
(FIELD INSTALL)

LOCK HOLE COVER PLATE

STAINLESS STEEL DEFIANT  
HANDLE W/ PADLOCK HASP

16GA. FRAME ASSEMBLY &  
14GA. DIAMOND PERF. DOOR W/  
REINFORCMENT PAN

18GA. SOLID BACK  
CONTINUOUS HINGE



ANCHOR LOCKERS TIGHT  
TO WALL @ 36" O.C.  
(ANCHORS BY OTHERS)

16GA. TOP, BOTTOM &  
SHELF/TIER HEAD

16GA. DIAMOND PERF. DIVISION  
SOLID @ ROW ENDS

ALLOW 1/16" CREEPAGE PER FRAME

# 60" HIGH SINGLE TIER INVINCIBLE II DEFIANT II LOCKER

TYPICAL FOR >18" WIDE  
TYPICAL FOR 18", 21" & 24" DEEP

Sold By

**SchoolLockers.com**

877.952.0151

ALUMINUM NUMBER PLATE  
(FIELD INSTALL)

ONE COAT ROD AND  
FOUR SINGLE PRONG  
WALL HOOKS EACH OPENING  
(FIELD INSTALL)

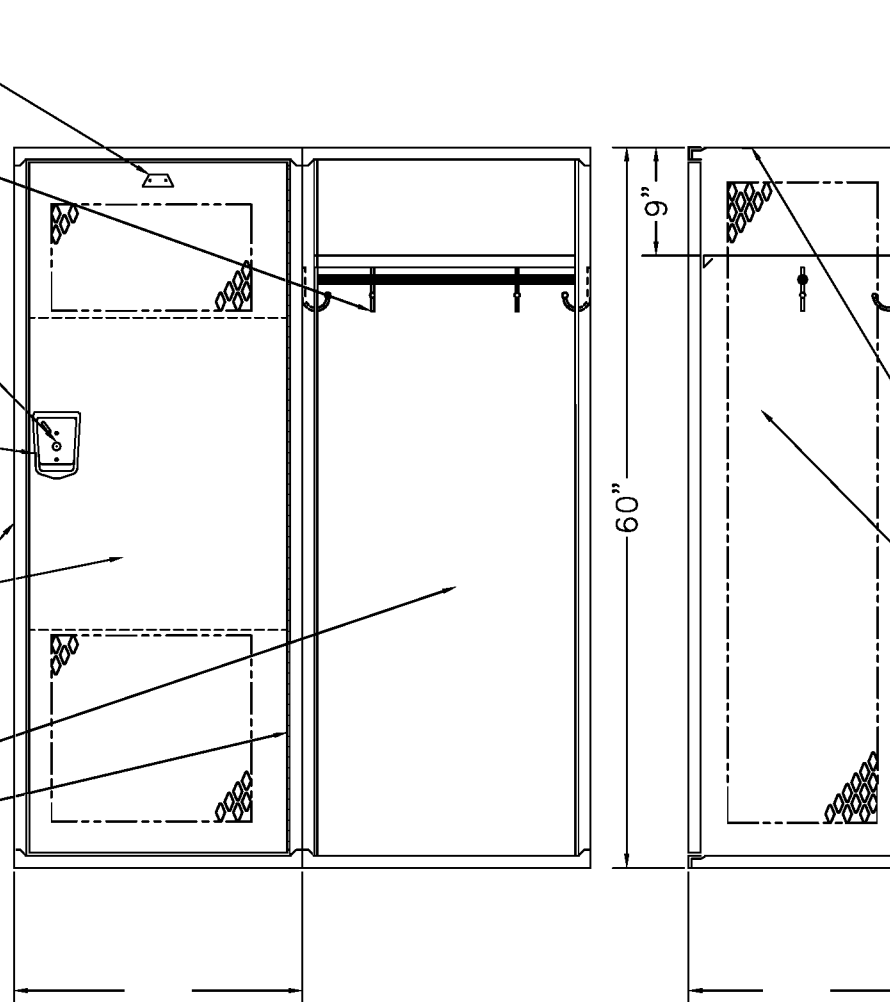
LOCK HOLE COVER PLATE

STAINLESS STEEL DEFIANT  
HANDLE W/ PADLOCK HASP

16GA. FRAME ASSEMBLY &  
14GA. DIAMOND PERF. DOOR W/  
REINFORCMENT PAN

18GA. SOLID BACK

CONTINUOUS HINGE



ANCHOR LOCKERS TIGHT  
TO WALL @ 36" O.C.  
(ANCHORS BY OTHERS)

16GA. TOP, BOTTOM &  
SHELF/TIER HEAD

16GA. DIAMOND PERF. DIVISION  
SOLID @ ROW ENDS

ALLOW 1/16" CREEPAGE PER FRAME