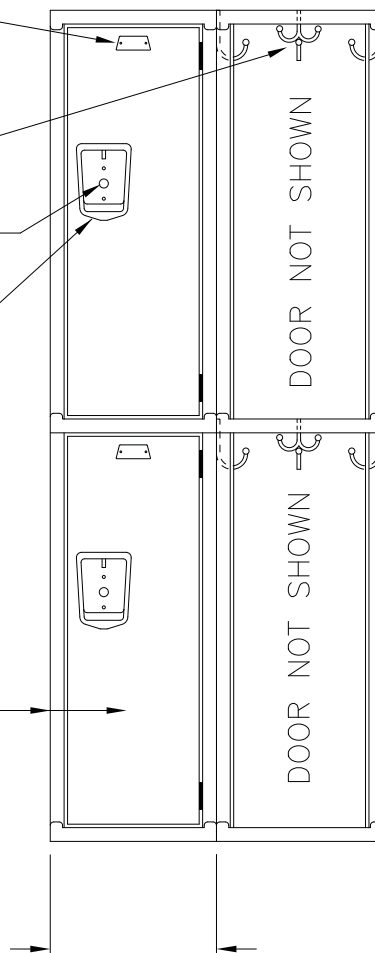
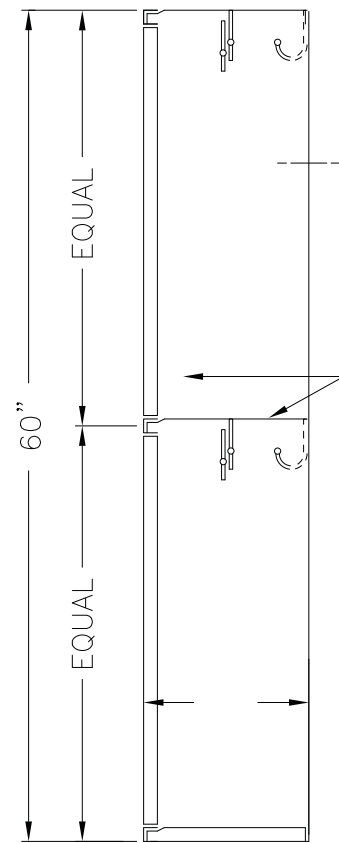


ALUMINUM NO. PLATE  
 ONE DBL. PRONG CEILING  
 HOOK & THREE SGL. PRONG  
 WALL HOOKS EA. OPENING  
 LOCK HOLE COVER PLATE  
 STAINLESS STEEL RECESSED  
 POCKET WITH PADLOCK EYE

14GA. DOOR & 16GA. FRAME



ELEVATION



24GA. BODY &  
 TIER HEADS

SECTION @ WALL

Sold By

**SchoolLockers.com**

**877.952.0151**

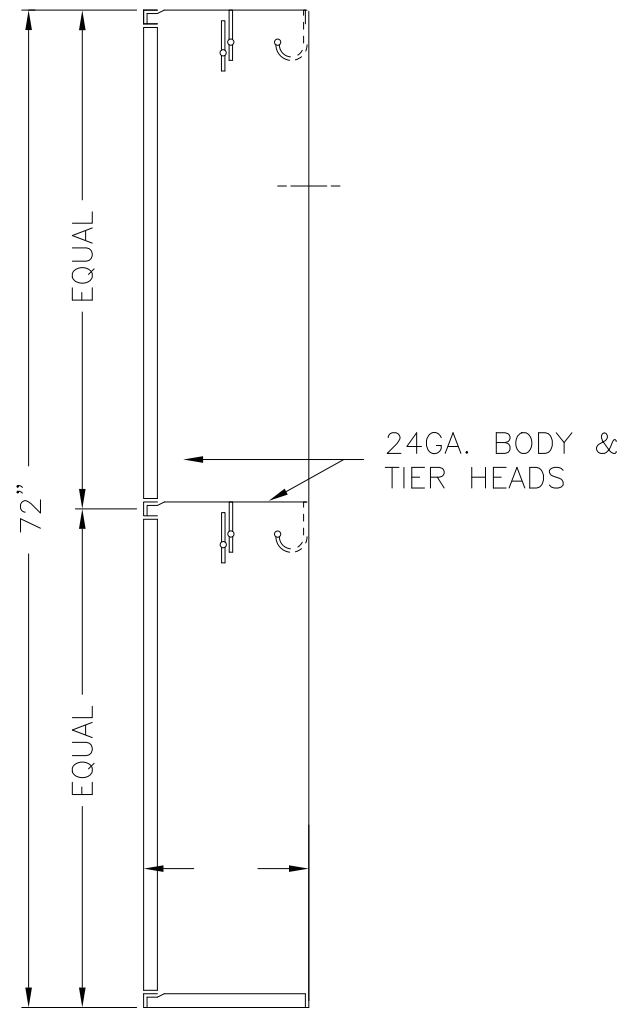
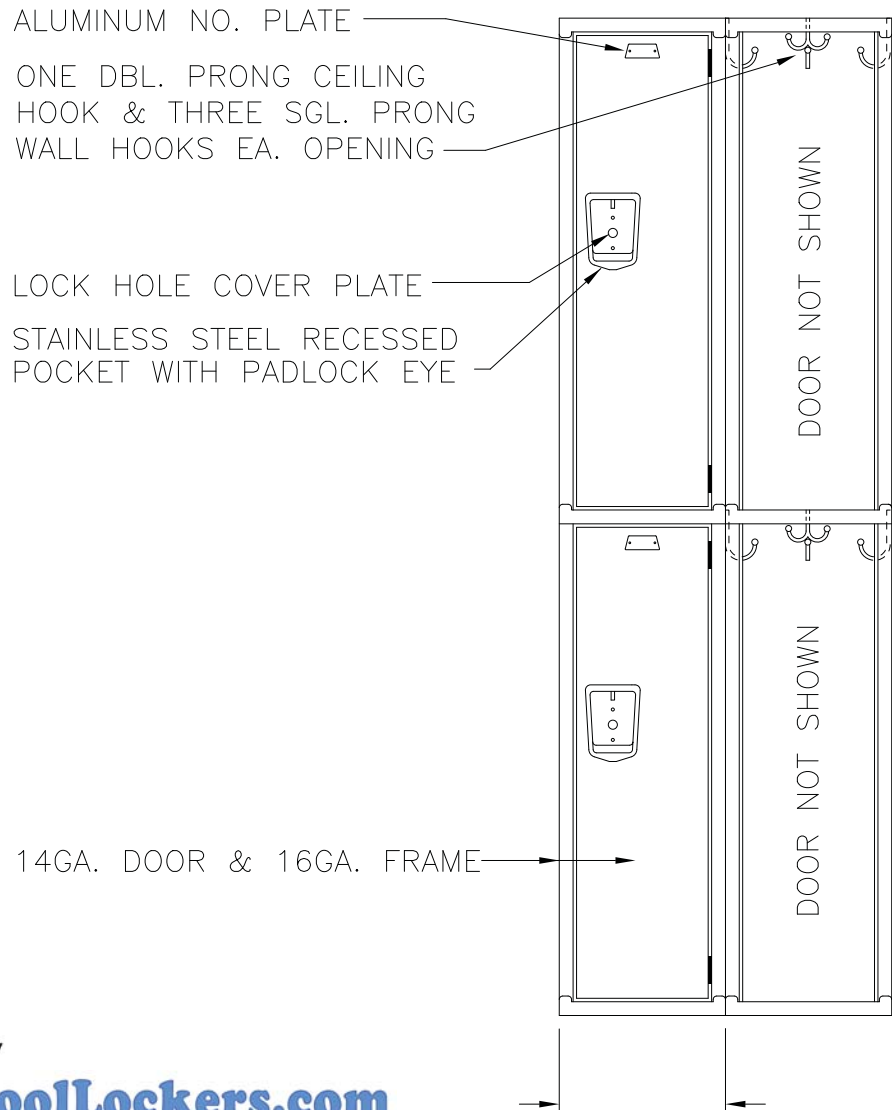
60" HIGH DOUBLE TIER GUARDIAN PLUS KNOCKDOWN LOCKER

TYPICAL FOR 9" & 12" WIDE, ALLOW 1/16" CREEPAGE PER FRAME  
TYPICAL FOR 12", 15", 18", & 21" DEEP

This drawing shows a standard Penco Product. Any modifications to the product must be approved by Penco Engineering. 8/6/2001



121260GP2T.dwg



**Sold By**  
**SchoolLockers.com**  
**877.952.0151**

ELEVATION                      SECTION @ WALL  
72" HIGH DOUBLE TIER GUARDIAN PLUS KNOCKDOWN LOCKER

TYPICAL FOR 9" & 12" WIDE, ALLOW 1/16" CREEPAGE PER FRAME  
TYPICAL FOR 12", 15", 18", 21" & 24" DEEP

This drawing shows a standard Penco Product. Any modifications to the product must be approved by Penco Engineering. 8/6/2001



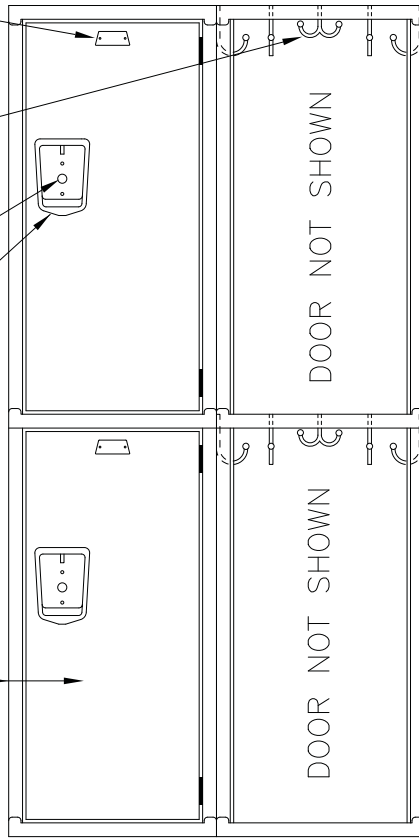
ALUMINUM NO. PLATE

ONE DBL. PRONG CEILING HOOK & FOUR SGL. PRONG WALL HOOKS EA. OPENING

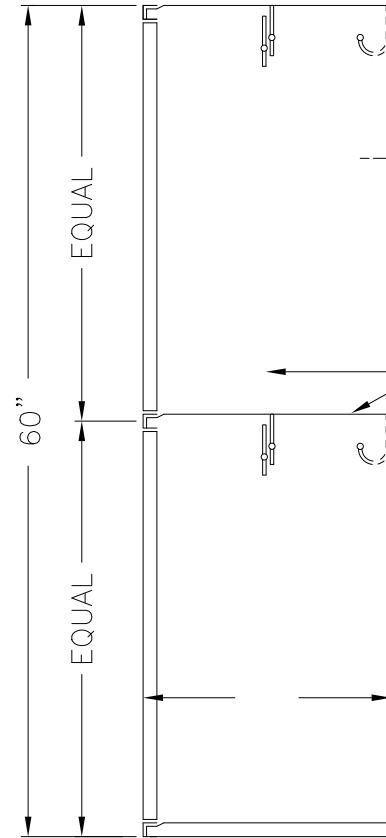
LOCK HOLE COVER PLATE

STAINLESS STEEL RECESSED POCKET WITH PADLOCK EYE

14GA. DOOR & 16GA. FRAME



ELEVATION



SECTION @ WALL

24GA. BODY & TIER HEADS

Sold By

**SchoolLockers.com**

**877.952.0151**

**60" HIGH DOUBLE TIER GUARDIAN PLUS KNOCKDOWN LOCKER**

15" WIDE, ALLOW 1/16" CREEPAGE PER FRAME  
TYPICAL FOR 12", 15", 18", 21", & 24" DEEP

This drawing shows a standard Penco Product. Any modifications to the product must be approved by Penco Engineering. 8/6/2001

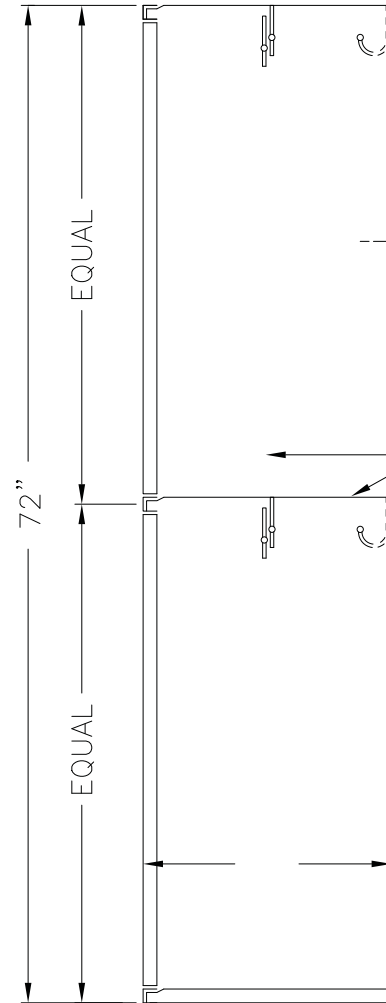
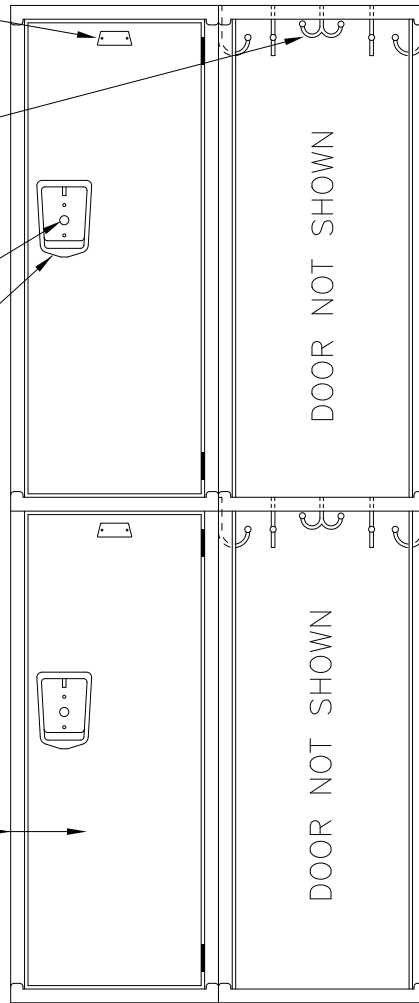


151860GP2T.dwg

ALUMINUM NO. PLATE  
 ONE DBL. PRONG CEILING  
 HOOK & FOUR SGL. PRONG  
 WALL HOOKS EA. OPENING

LOCK HOLE COVER PLATE  
 STAINLESS STEEL RECESSED  
 POCKET WITH PADLOCK EYE

14GA. DOOR & 16GA. FRAME  
 18" RECEIVES DOOR REINFORCING PAN



24GA. BODY &  
 TIER HEADS

Sold By  
**SchoolLockers.com**  
 877.952.0151

ELEVATION

SECTION @ WALL

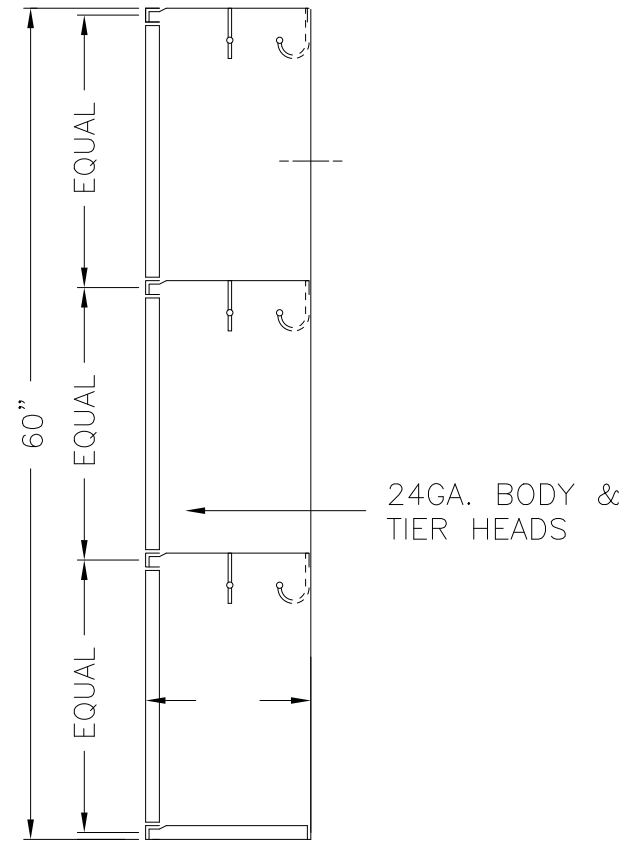
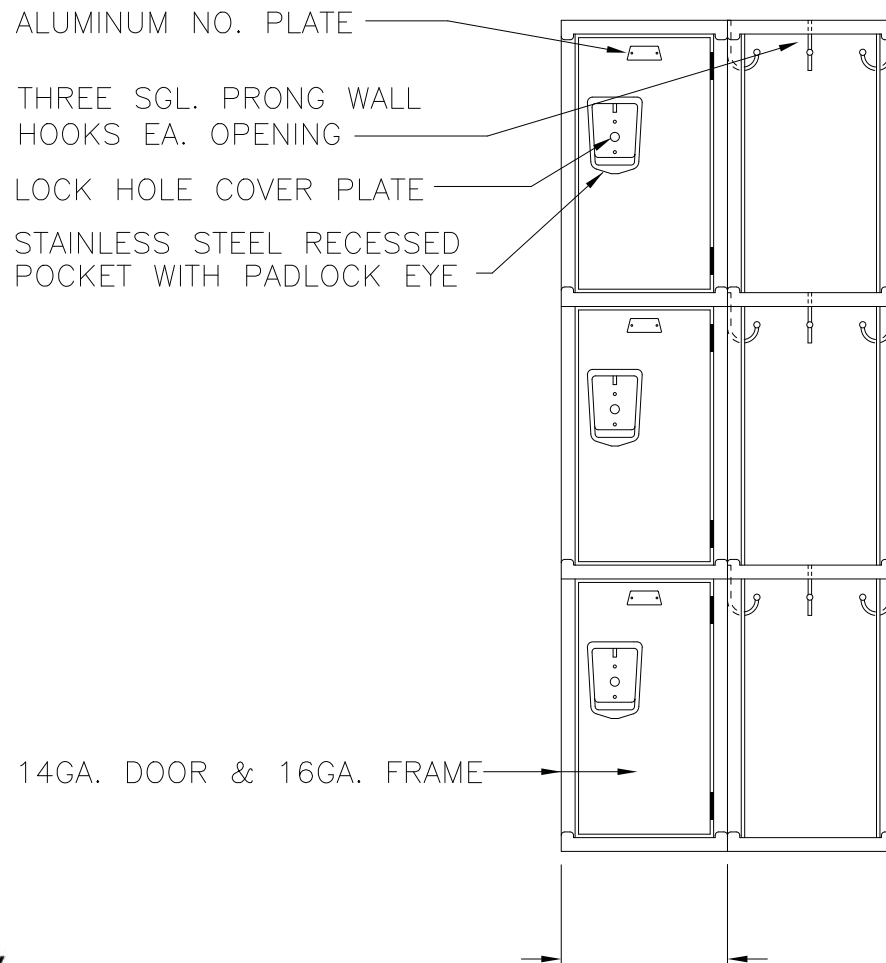
72" HIGH DOUBLE TIER GUARDIAN PLUS KNOCKDOWN LOCKER

TYPICAL FOR 15" & 18" WIDE, ALLOW 1/16" CREEPAGE PER FRAME  
 TYPICAL FOR 12", 15", 18", 21", & 24" DEEP

This drawing shows a standard Penco Product. Any modifications  
 to the product must be approved by Penco Engineering. 8/6/2001



151872GP2T.dwg



Sold By

**SchoolLockers.com**

**877.952.0151**

ELEVATION

SECTION @ WALL

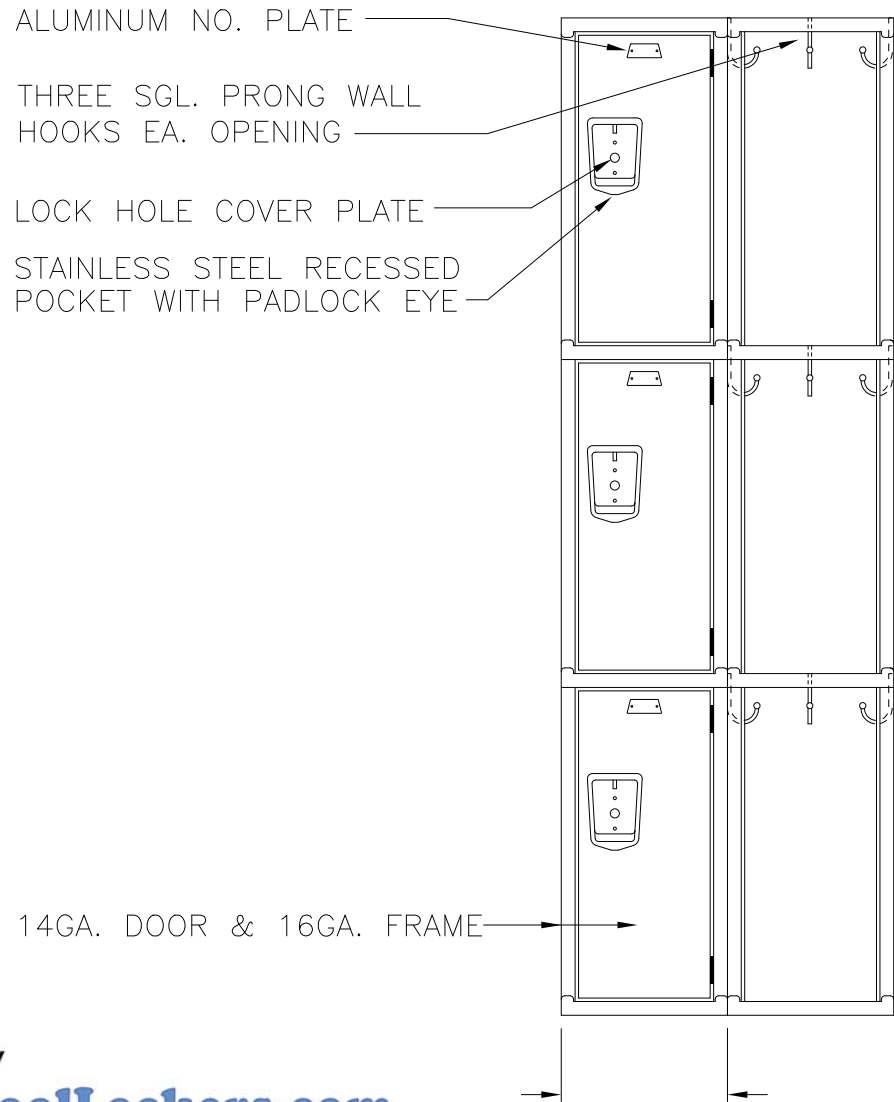
60" HIGH TRIPLE TIER GUARDIAN PLUS KNOCKDOWN LOCKER

TYPICAL FOR 9" & 12" WIDE, ALLOW 1/16" CREEPAGE PER FRAME  
TYPICAL FOR 12", 15", 18", & 21" DEEP

This drawing shows a standard Penco Product. Any modifications to the product must be approved by Penco Engineering. 8/6/2001



121260GP3T.dwg



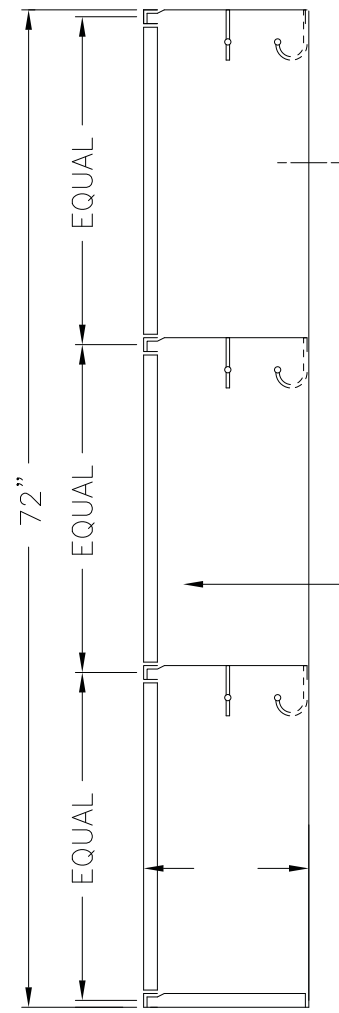
ALUMINUM NO. PLATE

THREE SGL. PRONG WALL HOOKS EA. OPENING

LOCK HOLE COVER PLATE

STAINLESS STEEL RECESSED POCKET WITH PADLOCK EYE

14GA. DOOR & 16GA. FRAME



24GA. BODY & TIER HEADS

ELEVATION

SECTION @ WALL

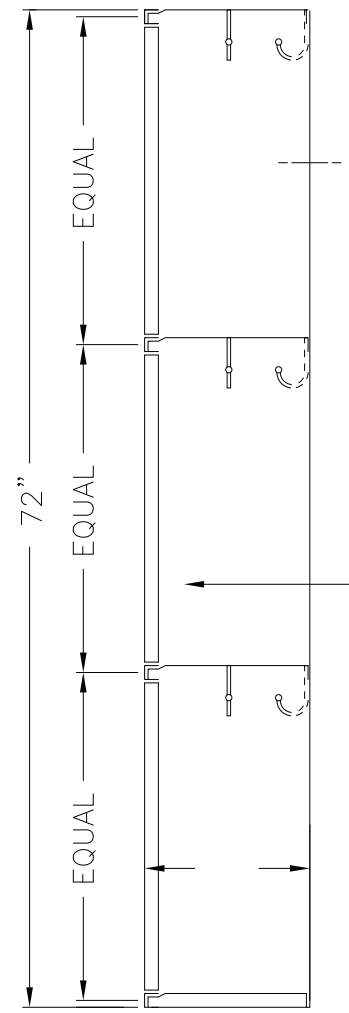
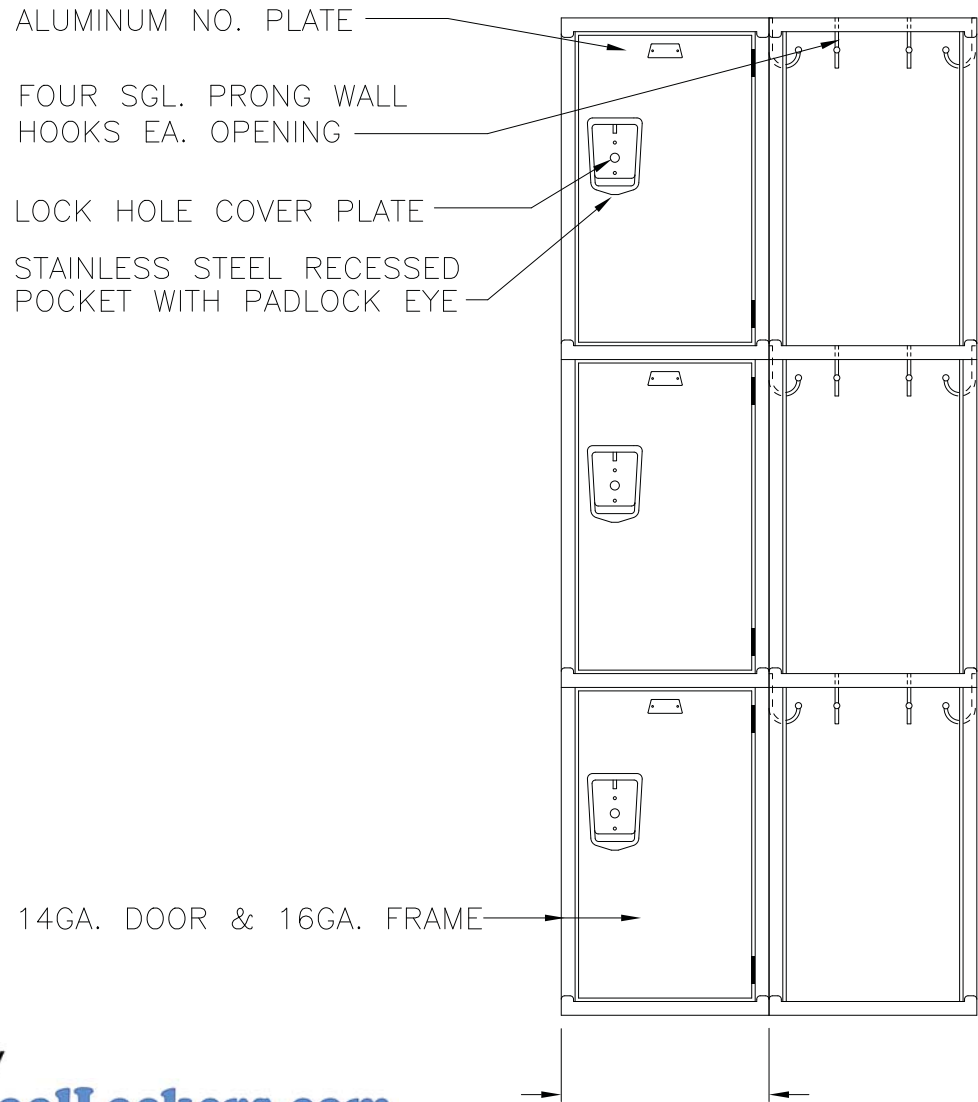
72" HIGH TRIPLE TIER GUARDIAN PLUS KNOCKDOWN LOCKER

TYPICAL FOR 9" & 12" WIDE, ALLOW 1/16" CREEPAGE PER FRAME  
TYPICAL FOR 12", 15", 18", & 21" DEEP

**Sold By**  
**SchoolLockers.com**  
**877.952.0151**

This drawing shows a standard Penco Product. Any modifications to the product must be approved by Penco Engineering. 8/6/2001





24GA. BODY & TIER HEADS

ELEVATION

SECTION @ WALL

Sold By  
**SchoolLockers.com**  
 877.952.0151

72" HIGH TRIPLE TIER GUARDIAN PLUS KNOCKDOWN LOCKER

15" WIDE, ALLOW 1/16" CREEPAGE PER FRAME  
TYPICAL FOR 12", 15", 18", & 21" DEEP

This drawing shows a standard Penco Product. Any modifications to the product must be approved by Penco Engineering. 8/6/2001

