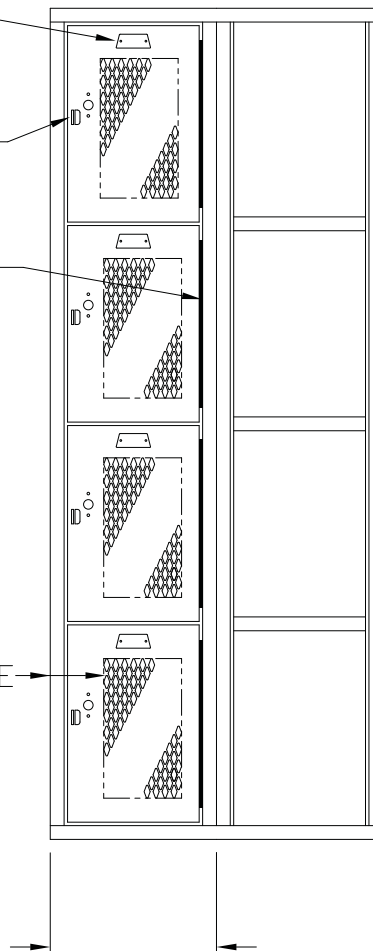


ALUMINUM NO. PLATE

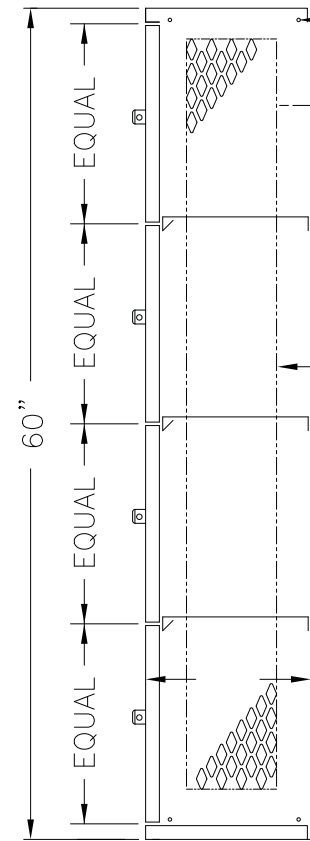
PADLOCK STAPLE/DOOR PULL
W/ LOCK HOLE COVER PLATE

CONTINUOUS HINGE

14GA. DOOR & 16GA. FRAME
DOOR RECEIVES DIAMOND
PERFORATIONS



ELEVATION



SECTION @ WALL

BOLT WELDED LOCKER
UNITS TOGETHER @ 4
PLACES

16GA. TOP, BOTTOM,
SHELF & DIVISIONS
DIVISION RECEIVES DIAMOND
PERFORATIONS

18GA. BACK

Sold By

SchoolLockers.com

877.952.0151

This drawing shows a standard Penco Product. Any modifications
to the product must be approved by Penco Engineering. 8/6/2001

60" HIGH FOUR TIER ALL-WELDED LOCKER
TYPICAL FOR 12" & 15" WIDE, ALLOW 1/16" CREEPAGE PER FRAME
TYPICAL FOR 12", 15", 18", 21" & 24" DEEP



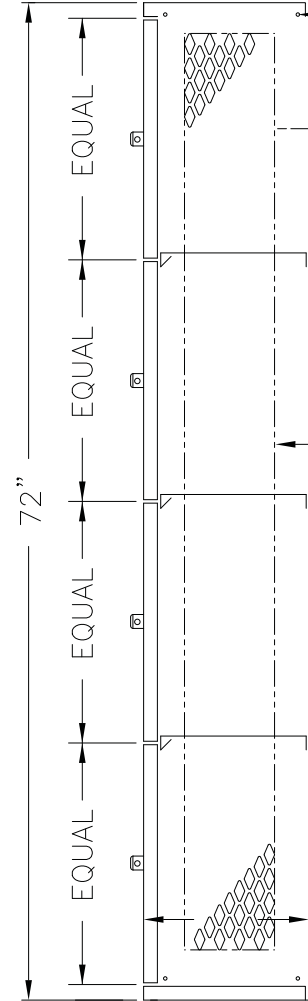
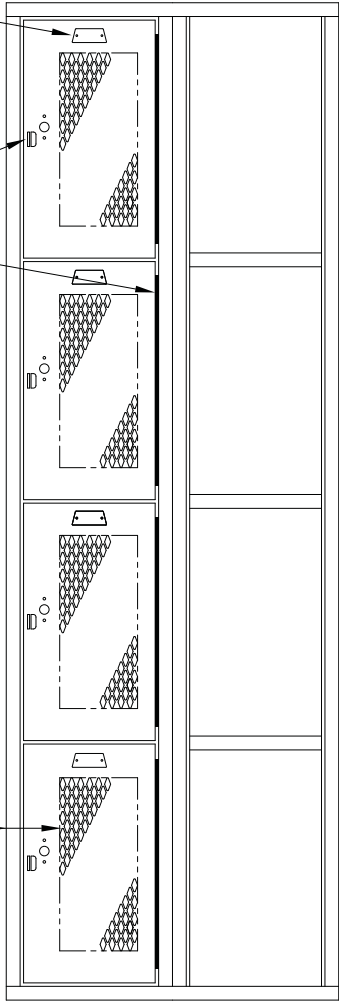
121260AW4T.dwg

ALUMINUM NO. PLATE

PADLOCK STAPLE/DOOR PULL
W/ LOCK HOLE COVER PLATE

CONTINUOUS HINGE

14GA. DOOR & 16GA. FRAME
DOOR RECEIVES DIAMOND
PERFORATIONS



BOLT WELDED LOCKER
UNITS TOGETHER @ 4
PLACES

16GA. TOP, BOTTOM,
SHELF & DIVISIONS
DIVISION RECEIVES DIAMOND
PERFORATIONS

18GA. BACK

Sold By
SchoolLockers.com
877.952.0151

ELEVATION SECTION @ WALL
72" HIGH FOUR TIER ALL-WELDED LOCKER
12" & 15" WIDE, ALLOW 1/16" CREEPAGE PER FRAME
TYPICAL FOR 12", 15", 18", 21" & 24" DEEP

This drawing shows a standard Penco Product. Any modifications
to the product must be approved by Penco Engineering. 8/6/2001




121272AW4T.dwg

ALUMINUM NO. PLATE

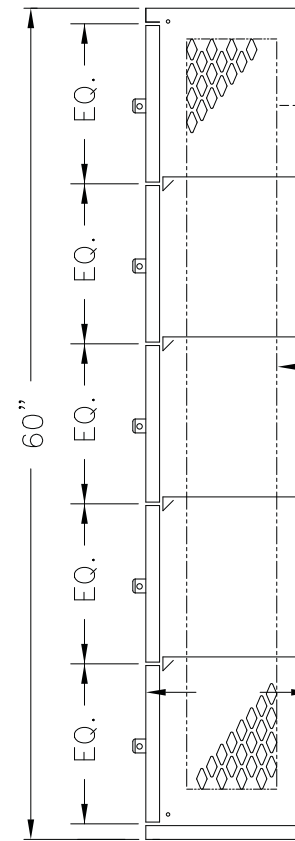
PADLOCK STAPLE/DOOR PULL
W/ LOCK HOLE COVER PLATE

CONTINUOUS HINGE

14GA. DOOR & 16GA. FRAME
DOOR RECEIVES DIAMOND
PERFORATIONS



ELEVATION



BOLT WELDED LOCKER
UNITS TOGETHER @ 4
PLACES

16GA. TOP, BOTTOM,
SHELF & DIVISIONS
DIVISION RECEIVES DIAMOND
PERFORATIONS

18GA. BACK

SECTION @ WALL

Sold By

SchoolLockers.com

877.952.0151

60" HIGH FIVE TIER ALL-WELDED LOCKER

12" & 15" WIDE, ALLOW 1/16" CREEPAGE PER FRAME
TYPICAL FOR 12", 15", 18", 21" & 24" DEEP

This drawing shows a standard Penco Product. Any modifications
to the product must be approved by Penco Engineering. 8/6/2001



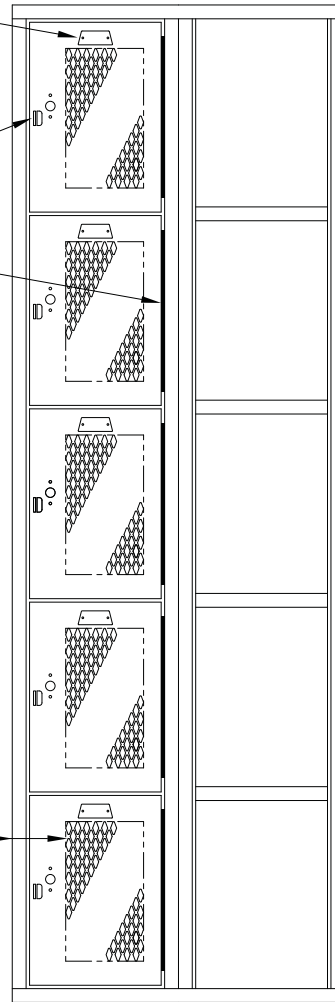
121260AW5T.dwg

ALUMINUM NO. PLATE

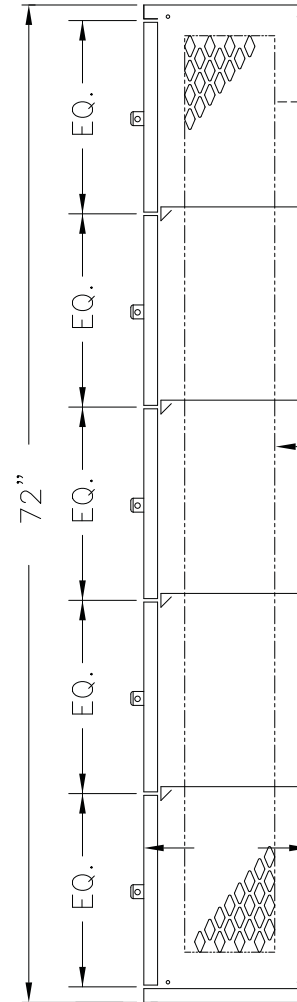
PADLOCK STAPLE/DOOR PULL
W/ LOCK HOLE COVER PLATE

CONTINUOUS HINGE

14GA. DOOR & 16GA. FRAME
DOOR RECEIVES DIAMOND
PERFORATIONS



ELEVATION



BOLT WELDED LOCKER
UNITS TOGETHER @ 4
PLACES

16GA. TOP, BOTTOM,
SHELF & DIVISIONS
DIVISION RECEIVES DIAMOND
PERFORATIONS

18GA. BACK

SECTION @ WALL

72" HIGH FIVE TIER ALL-WELDED LOCKER

12" & 15" WIDE, ALLOW 1/16" CREEPAGE PER FRAME
TYPICAL FOR 12", 15", 18", 21" & 24" DEEP

Sold By
SchoolLockers.com
877.952.0151

This drawing shows a standard Penco Product. Any modifications
to the product must be approved by Penco Engineering. 8/6/2001



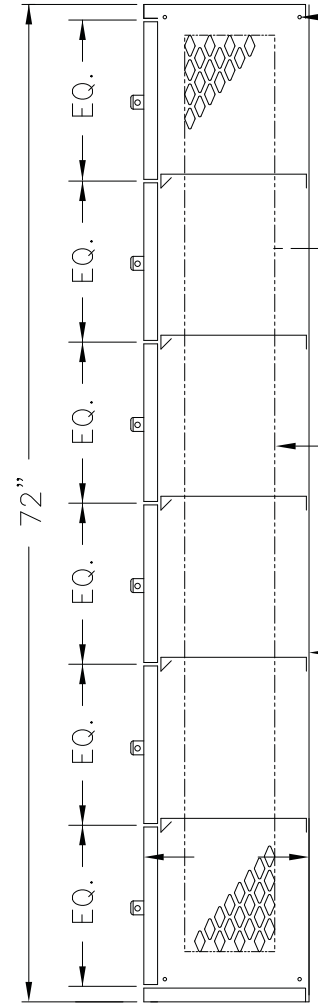

121272AW5T.dwg

ALUMINUM NO. PLATE

PADLOCK STAPLE/DOOR PULL
W/ LOCK HOLE COVER PLATE

CONTINUOUS HINGE

14GA. DOOR & 16GA. FRAME
DOOR RECEIVES DIAMOND
PERFORATIONS



BOLT WELDED LOCKER
UNITS TOGETHER @ 4
PLACES

16GA. TOP, BOTTOM,
SHELF & DIVISIONS
DIVISION RECEIVES DIAMOND
PERFORATIONS

18GA. BACK

Sold By
SchoolLockers.com
877.952.0151

ELEVATION SECTION @ WALL
72" HIGH SIX TIER ALL-WELDED LOCKER
12" & 15" WIDE, ALLOW 1/16" CREEPAGE PER FRAME
TYPICAL FOR 12", 15", 18", 21" & 24" DEEP

This drawing shows a standard Penco Product. Any modifications to the product must be approved by Penco Engineering. 8/6/2001



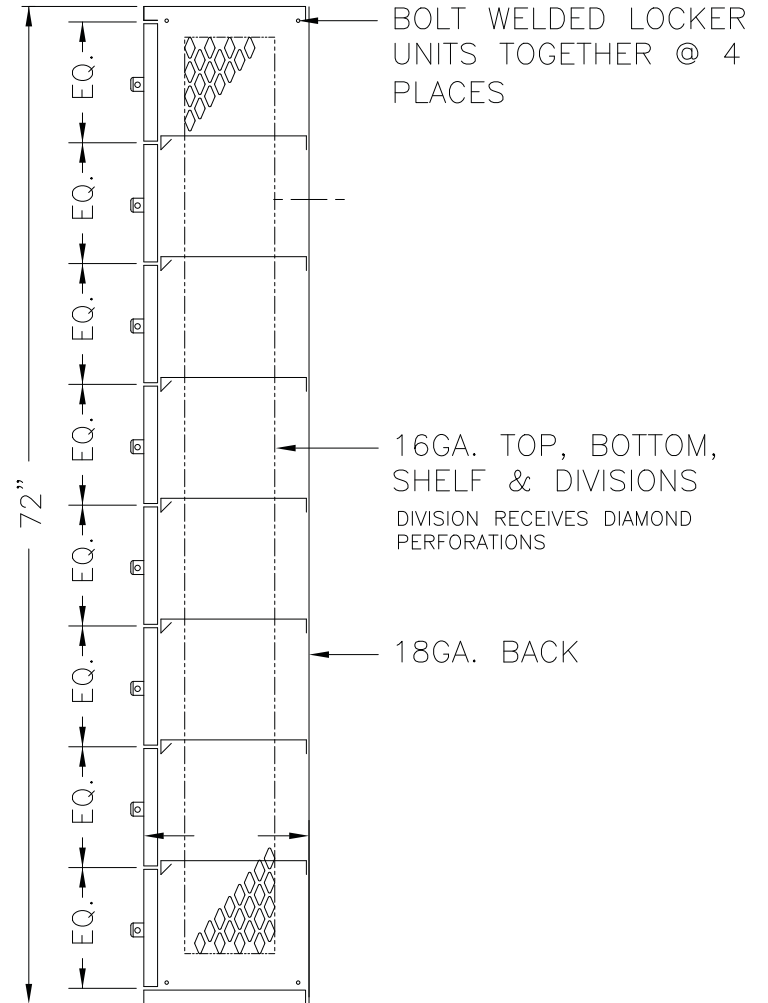
ALUMINUM NO. PLATE

PADLOCK STAPLE/DOOR PULL
W/ LOCK HOLE COVER PLATE

CONTINUOUS HINGE

14GA. DOOR & 16GA. FRAME

DOOR RECEIVES DIAMOND
PERFORATIONS



Sold By
SchoolLockers.com

877.952.0151

ELEVATION SECTION @ WALL
72" HIGH EIGHT TIER ALL-WELDED LOCKER
12" & 15" WIDE, ALLOW 1/16" CREEPAGE PER FRAME
TYPICAL FOR 12", 15" & 18" DEEP

This drawing shows a standard Penco Product. Any modifications
to the product must be approved by Penco Engineering. 8/6/2001

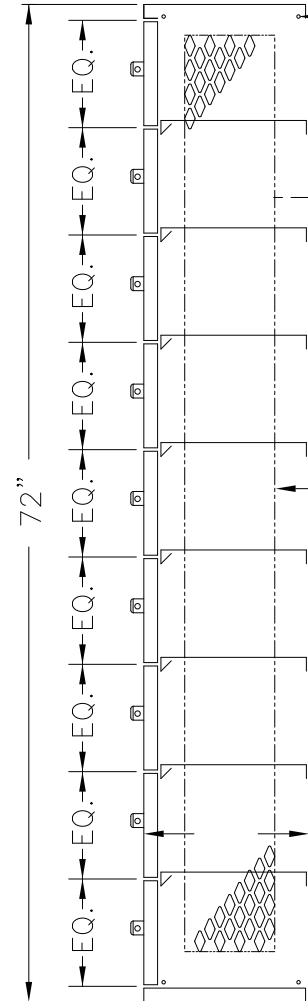
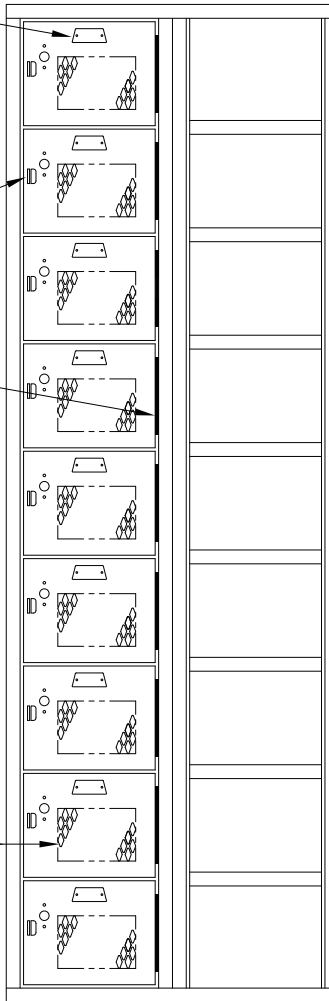


ALUMINUM NO. PLATE

PADLOCK STAPLE/DOOR PULL
W/ LOCK HOLE COVER PLATE

CONTINUOUS HINGE

14GA. DOOR & 16GA. FRAME
DOOR RECEIVES DIAMOND
PERFORATIONS



BOLT WELDED LOCKER
UNITS TOGETHER @ 4
PLACES

16GA. TOP, BOTTOM,
SHELF & DIVISIONS
DIVISION RECEIVES DIAMOND
PERFORATIONS

18GA. BACK

72"

EQ.
EQ.
EQ.
EQ.
EQ.
EQ.
EQ.
EQ.
EQ.

Sold By
SchoolLockers.com
877.952.0151

ELEVATION SECTION @ WALL
72" HIGH NINE TIER ALL-WELDED LOCKER
TYPICAL FOR 12" & 15" WIDE, ALLOW 1/16" CREEPAGE PER FRAME
TYPICAL FOR 12", 15" & 18" DEEP

This drawing shows a standard Penco Product. Any modifications to the product must be approved by Penco Engineering. 8/6/2001

