

ALUMINUM NO. PLATE

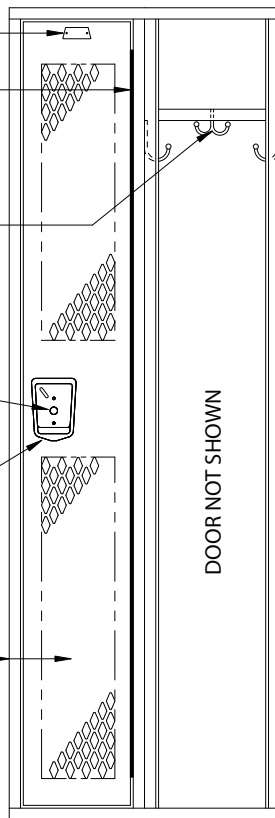
CONTINUOUS HINGE

ONE DBL. PRONG CEILING
HOOK & TWO SGL. PRONG
WALL HOOKS EA. OPG.

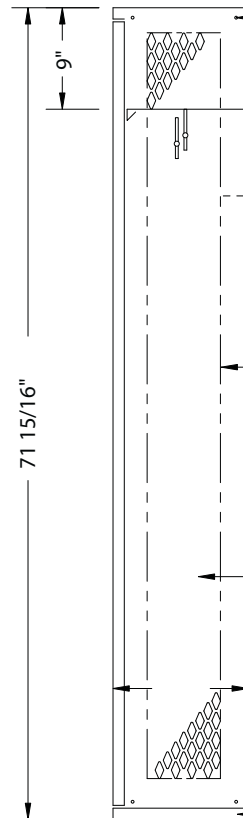
LOCK HOLE COVER PLATE

STAINLESS STEEL DEFIANT
POCKET WITH PADLOCK EYE

14GA. DOOR & 16GA. FRAME
DOOR RECEIVES DIAMOND
PERFORATIONS



ELEVATION



BOLT WELDED LOCKER
UNITS TOGETHER @ 4
PLACES

16GA. TOP & SHELF

18GA. BACK

14GA. DIAMOND
PERFORATED SIDES
SOLID SIDES ARE 16GA.

14GA. BASE

71 15/16"

9"

SECTION @ WALL

72" HIGH SINGLE TIER ALL-WELDED PRO TOUGH LOCKER

12" & 15" WIDE, ALLOW 1/16" CREEPAGE PER FRAME
TYPICAL FOR 12", 15", 18" & 21" DEEP



121272AWD PRO TOUGH.dwg

This drawing shows a standard Penco Product. Any modifications to the product must be approved by Penco Engineering. 8/6/2001

Sold By
SchoolLockers.com

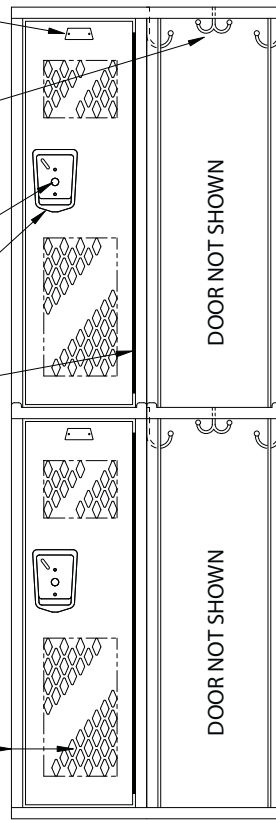
877.952.0151

ALUMINUM NO. PLATE
 ONE DBL. PRONG CEILING
 HOOK & TWO SGL. PRONG
 WALL HOOKS EA. OPENING

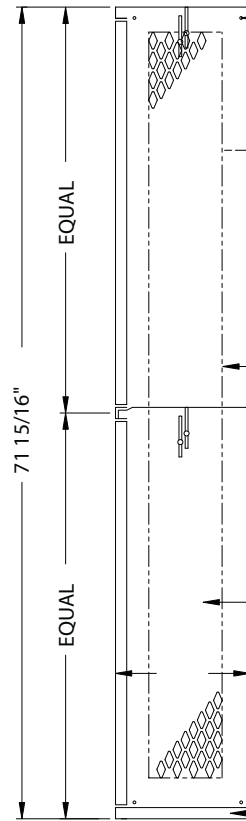
LOCK HOLE COVER PLATE
 STAINLESS STEEL DEFIANT
 POCKET WITH PADLOCK EYE

CONTINUOUS HINGE

14GA. DOOR & 16GA. FRAME
 DOOR RECEIVES DIAMOND
 PERFORATIONS



ELEVATION



BOLT WELDED LOCKER
 UNITS TOGETHER @ 4
 PLACES

16GA. TOP & SHELF

18GA. BACK

14GA. DIAMOND
 PERFORATED SIDES
 SOLID SIDES ARE 16GA.

14GA. BASE

SECTION @ WALL

72" HIGH DOUBLE TIER ALL-WELDED PRO TOUGH LOCKER

12" & 15" WIDE, ALLOW 1/16" CREEPAGE PER FRAME
 TYPICAL FOR 12", 15", 18" & 21" DEEP



121272AWD2T PRO TOUGH.dwg

This drawing shows a standard Penco Product. Any modifications to the product must be approved by Penco Engineering. 8/6/2001

Sold By
SchoolLockers.com

877.952.0151